

3-9-2009

Unexplained excess of electronlike events from a 1-GeV neutrino beam

A. A. Aguilar-Arevalo
Columbia University

C. E. Anderson
Yale University

A. O. Bazarko
Princeton University

S. J. Brice
Fermi National Accelerator Laboratory

B. C. Brown
Fermi National Accelerator Laboratory

See next page for additional authors

Follow this and additional works at: https://digitalcommons.lsu.edu/physics_astronomy_pubs

Recommended Citation

Aguilar-Arevalo, A., Anderson, C., Bazarko, A., Brice, S., Brown, B., Bugel, L., Cao, J., Coney, L., Conrad, J., Cox, D., Curioni, A., Djurcic, Z., Finley, D., Fleming, B., Ford, R., Garcia, F., Garvey, G., Green, C., Green, J., Hart, T., Hawker, E., Imlay, R., Johnson, R., Karagiorgi, G., Kasper, P., Katori, T., Kobilarcik, T., Kourbanis, I., Koutsoliotas, S., Laird, E., Linden, S., Link, J., & Liu, Y. (2009). Unexplained excess of electronlike events from a 1-GeV neutrino beam. *Physical Review Letters*, 102 (10) <https://doi.org/10.1103/PhysRevLett.102.101802>

This Article is brought to you for free and open access by the Department of Physics & Astronomy at LSU Digital Commons. It has been accepted for inclusion in Faculty Publications by an authorized administrator of LSU Digital Commons. For more information, please contact ir@lsu.edu.

Authors

A. A. Aguilar-Arevalo, C. E. Anderson, A. O. Bazarko, S. J. Brice, B. C. Brown, L. Bugel, J. Cao, L. Coney, J. M. Conrad, D. C. Cox, A. Curioni, Z. Djurcic, D. A. Finley, B. T. Fleming, R. Ford, F. G. Garcia, G. T. Garvey, C. Green, J. A. Green, T. L. Hart, E. Hawker, R. Imlay, R. A. Johnson, G. Karagiorgi, P. Kasper, T. Katori, T. Kobilarcik, I. Kourbanis, S. Koutsoliotas, E. M. Laird, S. K. Linden, J. M. Link, and Y. Liu



MIT Open Access Articles

Unexplained Excess of Electronlike Events from a 1-GeV Neutrino Beam

The MIT Faculty has made this article openly available. **Please share** how this access benefits you. Your story matters.

Citation	MiniBooNE Collaboration et al. "Unexplained Excess of Electronlike Events from a 1-GeV Neutrino Beam." <i>Physical Review Letters</i> 102.10 (2009): 101802. © 2009 American Physical Society.
As Published	http://dx.doi.org/10.1103/PhysRevLett.102.101802
Publisher	American Physical Society
Version	Final published version
Citable link	http://hdl.handle.net/1721.1/54759
Terms of Use	Article is made available in accordance with the publisher's policy and may be subject to US copyright law. Please refer to the publisher's site for terms of use.

Unexplained Excess of Electronlike Events from a 1-GeV Neutrino Beam

A. A. Aguilar-Arevalo,⁵ C. E. Anderson,¹⁸ A. O. Bazarko,¹⁵ S. J. Brice,⁷ B. C. Brown,⁷ L. Bugel,⁵ J. Cao,¹⁴ L. Coney,⁵ J. M. Conrad,^{5,13} D. C. Cox,¹⁰ A. Curioni,¹⁸ Z. Djurcic,⁵ D. A. Finley,⁷ B. T. Fleming,¹⁸ R. Ford,⁷ F. G. Garcia,⁷ G. T. Garvey,¹¹ C. Green,^{7,11} J. A. Green,^{10,11} T. L. Hart,⁴ E. Hawker,^{3,11} R. Imlay,¹² R. A. Johnson,³ G. Karagiorgi,^{5,13} P. Kasper,⁷ T. Katori,¹⁰ T. Kobilarcik,⁷ I. Kourbanis,⁷ S. Koutsoliotas,² E. M. Laird,¹⁵ S. K. Linden,¹⁸ J. M. Link,¹⁷ Y. Liu,¹⁴ Y. Liu,¹ W. C. Louis,¹¹ K. B. M. Mahn,⁵ W. Marsh,⁷ G. McGregor,¹¹ W. Metcalf,¹² P. D. Meyers,¹⁵ F. Mills,⁷ G. B. Mills,¹¹ J. Monroe,^{5,13} C. D. Moore,⁷ R. H. Nelson,⁴ V. T. Nguyen,^{5,13} P. Nienaber,¹⁶ J. A. Nowak,¹² S. Ouedraogo,¹² R. B. Patterson,¹⁵ D. Perevalov,¹ C. C. Polly,^{9,10} E. Prebys,⁷ J. L. Raaf,³ H. Ray,^{8,11} B. P. Roe,¹⁴ A. D. Russell,⁷ V. Sandberg,¹¹ R. Schirato,¹¹ D. Schmitz,⁵ M. H. Shaevitz,⁵ F. C. Shoemaker,¹⁵ D. Smith,⁶ M. Sodeberg,¹⁸ M. Sorel,^{5,*} P. Spentzouris,⁷ I. Stancu,¹ R. J. Stefanski,⁷ M. Sung,¹² H. A. Tanaka,¹⁵ R. Tayloe,¹⁰ M. Tzanov,⁴ R. Van de Water,¹¹ M. O. Wascko,^{12,†} D. H. White,¹¹ M. J. Wilking,⁴ H. J. Yang,¹⁴ G. P. Zeller,^{5,11} and E. D. Zimmerman⁴

(MiniBooNE Collaboration)

¹University of Alabama, Tuscaloosa, Alabama 35487, USA

²Bucknell University, Lewisburg, Pennsylvania 17837, USA

³University of Cincinnati, Cincinnati, Ohio 45221, USA

⁴University of Colorado, Boulder, Colorado 80309, USA

⁵Columbia University, New York, New York 10027, USA

⁶Embry Riddle Aeronautical University, Prescott, Arizona 86301, USA

⁷Fermi National Accelerator Laboratory, Batavia, Illinois 60510, USA

⁸University of Florida, Gainesville, Florida 32611, USA

⁹University of Illinois, Urbana, Illinois 61801, USA

¹⁰Indiana University, Bloomington, Indiana 47405, USA

¹¹Los Alamos National Laboratory, Los Alamos, New Mexico 87545, USA

¹²Louisiana State University, Baton Rouge, Louisiana 70803, USA

¹³Massachusetts Institute of Technology, Cambridge, Massachusetts 02139, USA

¹⁴University of Michigan, Ann Arbor, Michigan 48109, USA

¹⁵Princeton University, Princeton, New Jersey 08544, USA

¹⁶Saint Mary's University of Minnesota, Winona, Minnesota 55987, USA

¹⁷Virginia Polytechnic Institute and State University, Blacksburg, Virginia 24061, USA

¹⁸Yale University, New Haven, Connecticut 06520, USA

(Received 14 December 2008; published 11 March 2009)

The MiniBooNE Collaboration observes unexplained electronlike events in the reconstructed neutrino energy range from 200 to 475 MeV. With 6.46×10^{20} protons on target, 544 electronlike events are observed in this energy range, compared to an expectation of 415.2 ± 43.4 events, corresponding to an excess of $128.8 \pm 20.4 \pm 38.3$ events. The shape of the excess in several kinematic variables is consistent with being due to either ν_e and $\bar{\nu}_e$ charged-current scattering or ν_μ neutral-current scattering with a photon in the final state. No significant excess of events is observed in the reconstructed neutrino energy range from 475 to 1250 MeV, where 408 events are observed compared to an expectation of 385.9 ± 35.7 events.

DOI: 10.1103/PhysRevLett.102.101802

PACS numbers: 14.60.Lm, 14.60.Pq, 14.60.St

In a previous Letter [1], the MiniBooNE Collaboration reported initial results on a search for $\nu_\mu \rightarrow \nu_e$ oscillations. The search was motivated by the LSND observation [2] of an excess of $\bar{\nu}_e$ events in a $\bar{\nu}_\mu$ beam that implied larger values of Δm^2 than any of the currently confirmed oscillation measurements. The MiniBooNE result showed no evidence of an excess of electronlike events for neutrino energies above 475 MeV. However, a sizeable excess of electronlike events was observed from 300 to 475 MeV.

This Letter reports on a more detailed investigation of the low-energy electronlike events [3]. Published explanations for the low-energy excess range from anomaly mediated neutrino-photon coupling [4] to neutrino oscillations involving sterile neutrinos [5–9] to Lorentz violation [10]. In the course of this investigation, many improvements have been made to the data analysis, and the data sample has increased from 5.58×10^{20} protons on target (POT) to 6.46×10^{20} POT. The excess of electronlike events per-

sists after these improvements and has been studied as a function of several kinematic variables.

MiniBooNE uses the Fermilab Booster neutrino beam, which is generated from 8-GeV kinetic energy protons incident on a beryllium production target. Neutrinos are produced in a 50 m long decay pipe by the in-flight decay of pions and kaons and a small fraction of the subsequent muons. The center of the MiniBooNE detector is 541 m from the production target [11]. The neutrino target and detector medium is mineral oil in which relativistic particles create both Cherenkov and scintillation light. The different properties of these sources of light readily allow particle identification; however, the detector cannot distinguish between electrons and photons.

The booster neutrino beam flux at the detector is modeled using a GEANT4-based simulation [12] of the beam line. Pion and kaon production in the target is parametrized [13] by a global fit to proton-beryllium particle production data [14,15]. The ν_μ energy spectrum peaks at ~ 600 MeV, has a mean energy of ~ 800 MeV, and extends to ~ 3000 MeV [16].

The specific changes to the analysis of the low-energy events since the initial paper [1] are discussed in some detail in the following text.

The v3 NUANCE [17] event generator is used to simulate neutrino interactions in mineral oil. The constraint on neutral-current (NC) π^0 production from MiniBooNE data was expanded to finer momentum bins [18]. Also, a direct measurement of low-energy NC coherent π^0 production [18] was implemented to improve the modeling of π^0 events in the most forward direction. In addition, there is a more accurate treatment of the ratio of γ to π^0 decay of Δ in nuclei [19]. To avoid uncertainties in neutrino flux and NC cross sections, the number of Δ radiative decays is determined from the number of measured NC π^0 events.

Final state particles from the initial neutrino interaction [17], their decays, and possible strong and electromagnetic reinteractions in the detector medium are modeled using a GEANT3-based [20] simulation, with strong interactions simulated using GCALEOR [21]. Since the previous Letter [1], a number of processes, missing from the strong interaction model, have been added that could create electron-like backgrounds: photonuclear interactions on carbon, radiative π^- capture, radiative decay of Δ resonances produced in pion-carbon interactions, and $\pi^\pm - C$ (strong) elastic scattering. Radiative capture and $\Delta \rightarrow N\gamma$ decay produce single photons that MiniBooNE cannot distinguish from electrons. Photonuclear interactions can cause a photon from a π^0 to be missed, leaving a single photon. Elastic scattering of charged pions can cause Cherenkov rings to appear more electronlike. Of these, only photonuclear interactions contribute significantly to the electronlike background with apparent neutrino energy > 200 MeV. The well-measured photonuclear cross section on carbon is used to simulate final states from excita-

tion of the giant dipole resonance and Δ production above and below the pion threshold. The addition of photonuclear absorption increases the estimated background from NC π^0 scattering by $\sim 30\%$ in the energy range $200 < E_\nu^{\text{QE}} < 475$ MeV. E_ν^{QE} is the reconstructed incident neutrino energy and is determined from the reconstructed lepton energy and angle with respect to the known neutrino direction, assuming charged-current quasielastic (CCQE) scattering.

One of the larger ν_e backgrounds at low energy results from neutrino interactions in the tank wall and concrete vault and dirt surrounding the detector. These events originating outside the detector are uniquely characterized by low visible energy (E_{vis}), large radius, and a direction that points into the detector; therefore, their contribution can be measured from MiniBooNE data. An improved estimate of this background using reconstructed event position and direction information reduces the normalization of such backgrounds by 30%. In addition, a new selection criterion based on energy and topology rejects 83% of these events, while discarding only 21% of signal events in the $200 < E_\nu^{\text{QE}} < 475$ MeV energy range.

Numerous improvements have been incorporated in the systematic error determination associated with the neutrino flux, detector, and neutrino cross section modeling. In estimating neutrino flux uncertainties, the propagation of π^+ production errors has been upgraded to remove unnecessary model dependence. This results in a decrease in the overall π^+ production uncertainty from $\sim 16\%$ to $\sim 7\%$ [16], which better reflects the uncertainties in the underlying HARP measurement of π^+ production on Be [14]. In the detector simulation, a comprehensive set of final state variations has been evaluated to conservatively encompass the uncertainty in the aforementioned list of added hadronic processes. These uncertainties contribute an additional 1% uncertainty in the low-energy MiniBooNE oscillation analysis. In the neutrino cross section model,

TABLE I. The expected number of events in the $200 < E_\nu^{\text{QE}} < 300$ MeV, $300 < E_\nu^{\text{QE}} < 475$ MeV, and $475 < E_\nu^{\text{QE}} < 1250$ MeV energy ranges from all of the backgrounds after the complete event selection of the final analysis.

Process	200–300	300–475	475–1250
ν_μ CCQE	9.0	17.4	11.7
$\nu_\mu e \rightarrow \nu_\mu e$	6.1	4.3	6.4
NC π^0	103.5	77.8	71.2
NC $\Delta \rightarrow N\gamma$	19.5	47.5	19.4
External events	11.5	12.3	11.5
Other events	18.4	7.3	16.8
ν_e from μ decay	13.6	44.5	153.5
ν_e from K^+ decay	3.6	13.8	81.9
ν_e from K_L^0 decay	1.6	3.4	13.5
Total background	186.8 ± 26.0	228.3 ± 24.5	385.9 ± 35.7

TABLE II. The number of data, background, and excess events for different E_ν^{QE} ranges, together with the significance of the excesses. The different analyses are described in the text.

Event sample	Original analysis [1]	Revised analysis	Extended analysis	Final analysis
200–300 MeV				
Data	375	368	427	232
Background	283 ± 37	332.4 ± 38.9	386.0 ± 44.3	186.8 ± 26.0
Excess (significance)	$92 \pm 37 (2.5\sigma)$	$35.6 \pm 38.9 (0.9\sigma)$	$41.0 \pm 44.3 (0.9\sigma)$	$45.2 \pm 26.0 (1.7\sigma)$
300–475 MeV				
Data	369	364	428	312
Background	273 ± 26	282.9 ± 28.3	330.0 ± 31.8	228.3 ± 24.5
Excess (significance)	$96 \pm 26 (3.7\sigma)$	$81.1 \pm 28.3 (2.9\sigma)$	$98.0 \pm 31.8 (3.1\sigma)$	$83.7 \pm 24.5 (3.4\sigma)$
200–475 MeV				
Data	744	732	855	544
Background	556 ± 54	615.3 ± 58.0	716.1 ± 66.2	415.2 ± 43.4
Excess (significance)	$188 \pm 54 (3.5\sigma)$	$116.7 \pm 58.0 (2.0\sigma)$	$138.9 \pm 66.2 (2.1\sigma)$	$128.8 \pm 43.4 (3.0\sigma)$
475–1250 MeV				
Data	380	369	431	408
Background	358 ± 40	356.0 ± 33.3	412.7 ± 37.6	385.9 ± 35.7
Excess (significance)	$22 \pm 40 (0.6\sigma)$	$13.0 \pm 33.3 (0.4\sigma)$	$18.3 \pm 37.6 (0.5\sigma)$	$22.1 \pm 35.7 (0.6\sigma)$

the estimation of the Δ radiative decays uncertainty has increased from 9% to 12%. Also, measurements of the rates of coherently and resonantly produced π^0 events [18] have enabled some reduction in these errors.

The reconstruction and selection of electronlike events is identical to the initial analysis [1] with the addition of the cut to reject events produced outside the detector described earlier. Events are reconstructed under four hypotheses: a single electronlike Cherenkov ring, a single muonlike ring, two photonlike rings with unconstrained kinematics, and two photonlike rings with an invariant mass $M_{\gamma\gamma} = m_{\pi^0}$. To select ν_e -candidate events, an initial selection is first applied followed by particle identification cuts.

Four different analyses are performed on the data: (1) original analysis, which is original analysis [1] with the original data set of 5.58×10^{20} POT, (2) revised analy-

sis, the original analysis with the updated background and uncertainty estimates described in this Letter, (3) extended analysis, the revised analysis but with the extended data set of 6.46×10^{20} POT, and (4) final analysis, the extended analysis but including the new external event cut.

Table I shows the expected number of events with E_ν^{QE} between 200–300 MeV, 300–475 MeV, and 475–1250 MeV after the complete event selection of the final analysis. The background estimates include antineutrino events, representing $<2\%$ of the total. The total expected backgrounds for the three energy regions are 186.8 ± 26.0 events, 228.3 ± 24.5 events, and 385.9 ± 35.7 events, respectively.

A total of 1069 events pass the complete event selection of the final analysis with $E_\nu^{\text{QE}} > 200$ MeV. The numbers of

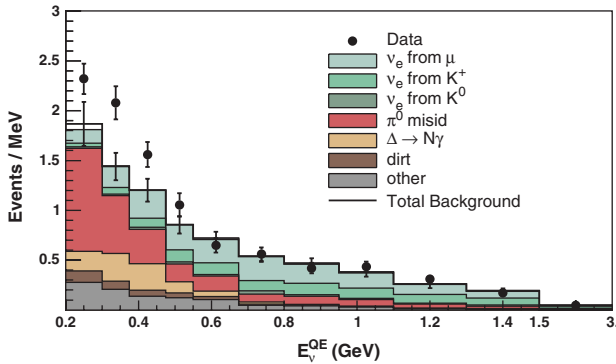


FIG. 1 (color). The E_ν^{QE} distribution for data (points with statistical errors) and backgrounds (histogram with systematic errors).

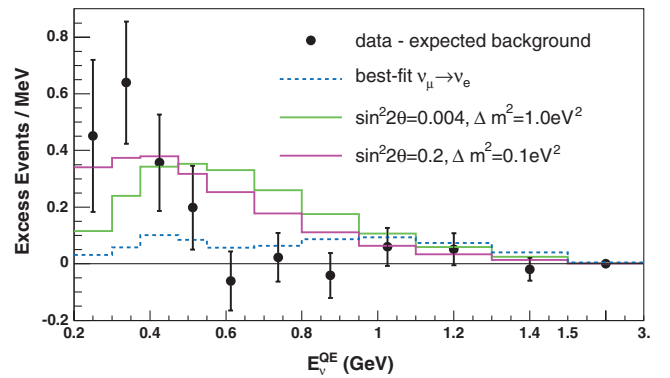


FIG. 2 (color). The event excess as a function of E_ν^{QE} . Also shown are the expectations from the best oscillation fit and from neutrino oscillation parameters in the LSND allowed region [2]. The error bars include both statistical and systematic errors.

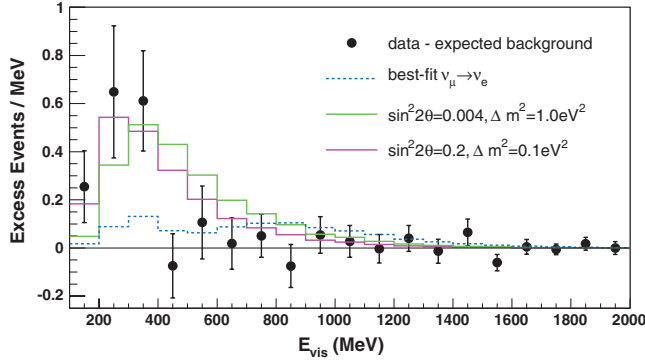


FIG. 3 (color). The event excess as a function of E_{vis} for $E_{\nu}^{\text{QE}} > 200$ MeV. Also shown are the expectations from the best oscillation fit and from neutrino oscillation parameters in the LSND allowed region [2]. The error bars include both statistical and systematic errors.

data, background, and excess events for different E_{ν}^{QE} ranges are shown in Table II, together with the significance of the excesses for the four analyses. The uncertainties include both statistical and systematic errors. While there is no significant event excess for $E_{\nu}^{\text{QE}} > 475$ MeV, a sizeable excess is observed for $E_{\nu}^{\text{QE}} < 475$ MeV. For the final analysis, an excess of $128.8 \pm 20.4 \pm 38.3$ events (3.0σ) is observed for $200 < E_{\nu}^{\text{QE}} < 475$ MeV.

Figure 1 shows the E_{ν}^{QE} distribution for data (points with statistical errors) and backgrounds (histogram with systematic errors) for the final analysis, and Fig. 2 shows the event excess as a function of E_{ν}^{QE} . Also shown in the figure, for comparison, are expectations from the best oscillation fit and from neutrino oscillation parameters in the LSND allowed region [2], which are ruled out at 95% C.L. if the data are fit with $E_{\nu}^{\text{QE}} > 475$ MeV [1]. The error bars include both statistical and systematic errors. The best oscillation fit for $E_{\nu}^{\text{QE}} > 200$ MeV corresponds to $\Delta m^2 =$

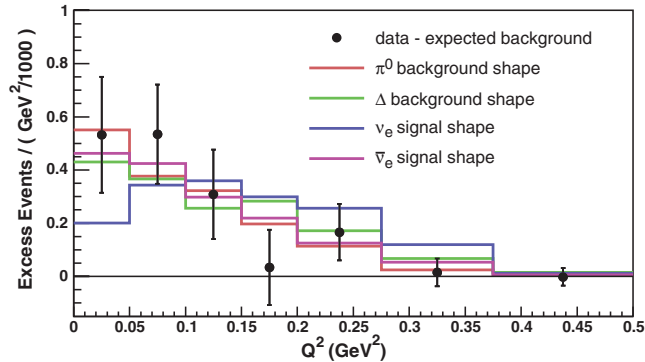


FIG. 4 (color). The event excess as a function of Q^2 for $300 < E_{\nu}^{\text{QE}} < 475$ MeV. Also shown are the expected shapes from the NC π^0 and $\Delta \rightarrow N\gamma$ reactions, which are representative of photon events produced by NC scattering, and from CC $\nu_e C \rightarrow e^- X$ and $\bar{\nu}_e C \rightarrow e^+ X$ scattering. The error bars include both data statistical and shape-only systematic errors.

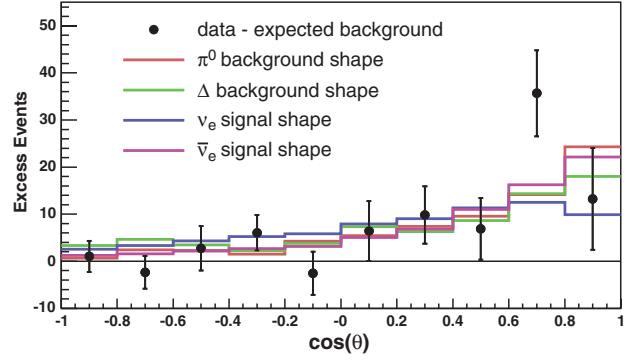


FIG. 5 (color). The event excess as a function of $\cos(\theta)$ for $300 < E_{\nu}^{\text{QE}} < 475$ MeV. The legend is the same as Fig. 4.

3.14 eV^2 and $\sin^2 2\theta = 0.0017$ and has a $\chi^2/(\text{degrees of freedom, or DF}) = 18.3/17$. The null fit has a $\chi^2/\text{DF} = 22.0/19$. For $E_{\nu}^{\text{QE}} > 475$ MeV, the best fit is consistent with the initial result of no oscillations [1]. As shown in Fig. 3 for $E_{\nu}^{\text{QE}} > 200$ MeV, the event excess occurs for $E_{\text{vis}} < 400$ MeV.

Figures 4 and 5 show the event excess as functions of reconstructed Q^2 and $\cos(\theta)$ for $300 < E_{\nu}^{\text{QE}} < 475$ MeV, the energy region with the most significant excess. Q^2 is determined from the energy and angle of the outgoing lepton, assuming CCQE scattering, and θ is the angle between the incident neutrino and outgoing lepton. Also shown in the figures are the expected shapes from the NC π^0 and $\Delta \rightarrow N\gamma$ reactions, which are representative of photon events produced by NC scattering, and from $\nu_e C \rightarrow e^- X$ and $\bar{\nu}_e C \rightarrow e^+ X$ CC scattering. The different reactions all assume the same ν_μ energy spectrum. As shown in Table III, the χ^2 values from comparisons of the event excess to the expected shapes are acceptable for all of the processes. Also shown in the table is the factor increase necessary for each process to explain the low-energy excess. In each case, the estimated background would have to more than double (increase by $>5\sigma$) to explain the excess.

In summary, MiniBooNE observes an unexplained excess of $128.8 \pm 20.4 \pm 38.3$ electronlike events in the energy region $200 < E_{\nu}^{\text{QE}} < 475$ MeV. These events are consistent with being either electron events produced by

TABLE III. The χ^2 values from comparisons of the event excess Q^2 and $\cos(\theta)$ distributions for $300 < E_{\nu}^{\text{QE}} < 475$ MeV to the expected shapes from various NC and CC reactions. Also shown is the factor increase necessary for the estimated background for each process to explain the low-energy excess.

Process	$\chi^2(\cos\theta)/9$ DF	$\chi^2(Q^2)/6$ DF	Factor increase
NC π^0	13.46	2.18	2.0
$\Delta \rightarrow N\gamma$	16.85	4.46	2.7
$\nu_e C \rightarrow e^- X$	14.58	8.72	2.4
$\bar{\nu}_e C \rightarrow e^+ X$	10.11	2.44	65.4

CC scattering ($\nu_e C \rightarrow e^- X$ or $\bar{\nu}_e C \rightarrow e^+ X$) or photon events produced by NC scattering ($\nu C \rightarrow \nu \gamma X$). Upcoming MiniBooNE results with the booster antineutrino beam [22] and with the NuMI neutrino beam [23] should help distinguish these two possibilities and shed further light on the low-energy region.

We acknowledge the support of Fermilab, the Department of Energy, and the National Science Foundation, and we acknowledge Los Alamos National Laboratory for LDRD funding. In addition, we acknowledge theoretical input from Tina Leitner and Ulrich Mosel on the $\Delta \rightarrow N\gamma$ background.

*Present Address: IFIC, Universidad de Valencia and CSIC, Valencia 46071, Spain.

†Present address: Imperial College London, London, United Kingdom.

- [1] A. Aguilar-Arevalo *et al.*, Phys. Rev. Lett. **98**, 231801 (2007).
- [2] C. Athanassopoulos *et al.*, Phys. Rev. Lett. **75**, 2650 (1995); **77**, 3082 (1996); **81**, 1774 (1998); A. Aguilar *et al.*, Phys. Rev. D **64**, 112007 (2001).
- [3] As mentioned in Ref. [1], two analysis methods were used to analyze the data. The results of the two analyses agree, although the second method lacks sensitivity in the low-energy region. Therefore, the first analysis method is used in this Letter. The second analysis is described in D. W. Schmitz, Ph.D. thesis, Columbia University, 2008.
- [4] S. S. Gershtein, Yu. Y. Komachenko, and M. Yu. Khlopov, Sov. J. Nucl. Phys. **33**, 860 (1981); Jeffrey A. Harvey, Christopher T. Hill, and Richard J. Hill, Phys. Rev. Lett. **99**, 261601 (2007); Phys. Rev. D **77**, 085017 (2008).
- [5] M. Sorel, J.M. Conrad, and M.H. Shaevitz, Phys. Rev. D **70**, 073004 (2004); G. Karagiorgi *et al.*, Phys. Rev. D **75**, 013011 (2007); Alessandro Melchiorri *et al.*, arXiv:0810.5133.
- [6] Heinrich Pas, Sandip Pakvasa, and Thomas J. Weiler, Phys. Rev. D **72**, 095017 (2005).
- [7] T. Goldman, G. J. Stephenson, Jr., and B. H. J. McKellar, Phys. Rev. D **75**, 091301(R) (2007).
- [8] Michele Maltoni and Thomas Schwetz, Phys. Rev. D **76**, 093005 (2007).
- [9] Ann E. Nelson and Jonathan Walsh, Phys. Rev. D **77**, 033001 (2008).
- [10] V. Alan Kostelecky and Matthew Mewes, Phys. Rev. D **69**, 016005 (2004); Teppei Katori, V. Alan Kostelecky, and Rex Tayloe, Phys. Rev. D **74**, 105009 (2006).
- [11] A. Aguilar-Arevalo *et al.*, Nucl. Instrum. Methods Phys. Res., Sect. A **599**, 28 (2009).
- [12] S. Agostinelli *et al.*, Nucl. Instrum. Methods Phys. Res., Sect. A **506**, 250 (2003).
- [13] J.R. Sanford and C.L. Wang, Brookhaven National Laboratory, AGS internal reports 11299 and 11479, 1967 (unpublished) is used for pion production, and a Feynman scaling model is used for kaons.
- [14] M. G. Catanesi *et al.* (HARP Collaboration), Eur. Phys. J. C **52**, 29 (2007).
- [15] I. Chemakin *et al.*, Phys. Rev. C **77**, 015209 (2008); T. Abbott *et al.*, Phys. Rev. D **45**, 3906 (1992); J. V. Allaby *et al.*, CERN Report No. CERN 70-12, 1970; D. Dekkers *et al.*, Phys. Rev. **137**, B962 (1965); G. J. Marmer *et al.*, Phys. Rev. **179**, 1294 (1969); T. Eichten *et al.*, Nucl. Phys. **B44**, 333 (1972); A. Aleshin *et al.*, Report No. ITEP-77-80, 1977; I. A. Vorontsov *et al.*, Report No. ITEP-88-11, 1988.
- [16] A. Aguilar-Arevalo *et al.*, arXiv:0806.1449 [Phys. Rev. D (to be published)].
- [17] D. Casper, Nucl. Phys. B, Proc. Suppl. **112**, 161 (2002).
- [18] A. A. Aguilar-Arevalo *et al.*, Phys. Lett. B **664**, 41 (2008).
- [19] T. Leitner, O. Buss, U. Mosel, and L. Alvarez-Ruso, arXiv:0809.3986.
- [20] CERN Program Library Long Writeup W5013, 1993.
- [21] C. Zeitnitz and T. A. Gabriel, Nucl. Instrum. Methods Phys. Res., Sect. A **349**, 106 (1994).
- [22] G. Karagiorgi, http://www-boone.fnal.gov/talks/MB_wc_dec1108.pdf.
- [23] P. Adamson *et al.*, arXiv:0809.2447 [Phys. Rev. Lett. (to be published)].