

2-5-2010

Search for core-collapse supernovae using the MiniBooNE neutrino detector

A. A. Aguilar-Arevalo
Instituto de Ciencias Nucleares de la UNAM

C. E. Anderson
Yale University

A. O. Bazarko
Princeton University

S. J. Brice
Fermi National Accelerator Laboratory

B. C. Brown
Fermi National Accelerator Laboratory

See next page for additional authors

Follow this and additional works at: https://digitalcommons.lsu.edu/physics_astronomy_pubs

Recommended Citation

Aguilar-Arevalo, A., Anderson, C., Bazarko, A., Brice, S., Brown, B., Bugel, L., Cao, J., Coney, L., Conrad, J., Cox, D., Curioni, A., Djurcic, Z., Finley, D., Fisher, M., Fleming, B., Ford, R., Garcia, F., Garvey, G., Grange, J., Green, C., Green, J., Hart, T., Hawker, E., Imlay, R., Johnson, R., Karagiorgi, G., Kasper, P., Katori, T., Kobilarcik, T., Kourbanis, I., Koutsoliotas, S., Laird, E., & Linden, S. (2010). Search for core-collapse supernovae using the MiniBooNE neutrino detector. *Physical Review D - Particles, Fields, Gravitation and Cosmology*, 81 (3) <https://doi.org/10.1103/PhysRevD.81.032001>

This Article is brought to you for free and open access by the Department of Physics & Astronomy at LSU Digital Commons. It has been accepted for inclusion in Faculty Publications by an authorized administrator of LSU Digital Commons. For more information, please contact ir@lsu.edu.

Authors

A. A. Aguilar-Arevalo, C. E. Anderson, A. O. Bazarko, S. J. Brice, B. C. Brown, L. Bugel, J. Cao, L. Coney, J. M. Conrad, D. C. Cox, A. Curioni, Z. Djurcic, D. A. Finley, M. Fisher, B. T. Fleming, R. Ford, F. G. Garcia, G. T. Garvey, J. Grange, C. Green, J. A. Green, T. L. Hart, E. Hawker, R. Imlay, R. A. Johnson, G. Karagiorgi, P. Kasper, T. Katori, T. Kobilarcik, I. Kourbanis, S. Koutsoliotas, E. M. Laird, and S. K. Linden



MIT Open Access Articles

Search for core-collapse supernovae using the MiniBooNE neutrino detector

The MIT Faculty has made this article openly available. **Please share** how this access benefits you. Your story matters.

Citation	The MiniBooNE Collaboration et al. "Search for core-collapse supernovae using the MiniBooNE neutrino detector." Physical Review D 81.3 (2010): 032001. © 2010 The American Physical Society
As Published	http://dx.doi.org/10.1103/PhysRevD.81.032001
Publisher	American Physical Society
Version	Final published version
Citable link	http://hdl.handle.net/1721.1/56264
Terms of Use	Article is made available in accordance with the publisher's policy and may be subject to US copyright law. Please refer to the publisher's site for terms of use.

Search for core-collapse supernovae using the MiniBooNE neutrino detector

A. A. Aguilar-Arevalo,¹³ C. E. Anderson,¹⁸ A. O. Bazarko,¹⁵ S. J. Brice,⁷ B. C. Brown,⁷ L. Bugel,⁵ J. Cao,¹⁴ L. Coney,⁵ J. M. Conrad,¹² D. C. Cox,⁹ A. Curioni,¹⁸ Z. Djurcic,⁵ D. A. Finley,⁷ M. Fisher,⁸ B. T. Fleming,¹⁸ R. Ford,⁷ F. G. Garcia,⁷ G. T. Garvey,¹⁰ J. Grange,⁸ C. Green,^{7,10} J. A. Green,^{9,10} T. L. Hart,⁴ E. Hawker,^{3,10} R. Imlay,¹¹ R. A. Johnson,³ G. Karagiorgi,¹² P. Kasper,⁷ T. Katori,^{9,12} T. Kobilarcik,⁷ I. Kourbanis,⁷ S. Koutsoliotas,² E. M. Laird,¹⁵ S. K. Linden,¹⁸ J. M. Link,¹⁷ Y. Liu,¹⁴ Y. Liu,¹ W. C. Louis,¹⁰ K. B. M. Mahn,⁵ W. Marsh,⁷ C. Mauger,¹⁰ V. T. McGary,¹² G. McGregor,¹⁰ W. Metcalf,¹¹ P. D. Meyers,¹⁵ F. Mills,⁷ G. B. Mills,¹⁰ J. Monroe,⁵ C. D. Moore,⁷ J. Mousseau,⁸ R. H. Nelson,⁴ P. Nienaber,¹⁶ J. A. Nowak,¹¹ B. Osmanov,⁸ S. Ouedraogo,¹¹ R. B. Patterson,¹⁵ Z. Pavlovic,¹⁰ D. Perevalov,¹ C. C. Polly,^{9,7} E. Prebys,⁷ J. L. Raaf,³ H. Ray,^{8,10} B. P. Roe,¹⁴ A. D. Russell,⁷ V. Sandberg,¹⁰ R. Schirato,¹⁰ D. Schmitz,⁵ M. H. Shaevitz,⁵ F. C. Shoemaker,^{15,*} D. Smith,⁶ M. Soderberg,¹⁸ M. Sorel,^{5,†} P. Spentzouris,⁷ J. Spitz,¹⁸ I. Stancu,¹ R. J. Stefanski,⁷ M. Sung,¹¹ H. A. Tanaka,¹⁵ R. Tayloe,⁹ M. Tzanov,⁴ R. G. Van de Water,¹⁰ M. O. Wascko,^{11,‡} D. H. White,¹⁰ M. J. Wilking,⁴ H. J. Yang,¹⁴ G. P. Zeller,^{5,10} and E. D. Zimmerman⁴

(The MiniBooNE Collaboration)

¹University of Alabama, Tuscaloosa, Alabama 35487, USA²Bucknell University, Lewisburg, Pennsylvania 17837, USA³University of Cincinnati, Cincinnati, Ohio 45221, USA⁴University of Colorado, Boulder, Colorado 80309, USA⁵Columbia University, New York, New York 10027, USA⁶Embry Riddle Aeronautical University, Prescott, Arizona 86301, USA⁷Fermi National Accelerator Laboratory, Batavia, Illinois 60510, USA⁸University of Florida, Gainesville, Florida 32611, USA⁹Indiana University, Bloomington, Indiana 47405, USA¹⁰Los Alamos National Laboratory, Los Alamos, New Mexico 87545, USA¹¹Louisiana State University, Baton Rouge, Louisiana 70803, USA¹²Massachusetts Institute of Technology, Cambridge, Massachusetts 02139, USA¹³Instituto de Ciencias Nucleares, Universidad Nacional Autónoma de México, D.F. 04510, México¹⁴University of Michigan, Ann Arbor, Michigan 48109, USA¹⁵Princeton University, Princeton, New Jersey 08544, USA¹⁶Saint Mary's University of Minnesota, Winona, Minnesota 55987, USA¹⁷Virginia Polytechnic Institute & State University, Blacksburg, Virginia 24061, USA¹⁸Yale University, New Haven, Connecticut 06520, USA

(Received 19 October 2009; published 5 February 2010)

We present a search for core-collapse supernovae in the Milky Way galaxy, using the MiniBooNE neutrino detector. No evidence is found for core-collapse supernovae occurring in our Galaxy in the period from December 14, 2004 to July 31, 2008, corresponding to 98% live time for collection. We set a limit on the core-collapse supernova rate out to a distance of 13.4 kpc to be less than 0.69 supernovae per year at 90% C.L.

DOI: 10.1103/PhysRevD.81.032001

PACS numbers: 14.60.Lm, 14.60.Pq, 14.60.St

I. INTRODUCTION

Supernovae are stars that explode and become extremely luminous. Core-collapse supernovae typically begin as stars with masses greater than $8M_{\odot}$. When these stars explode, $\sim 3 \times 10^{53}$ ergs of gravitational binding energy

is released in a burst of neutrinos and antineutrinos lasting approximately 10 seconds [1]. This neutrino burst will arrive at the Earth several hours prior to photons from the supernova; neutrino detectors can be utilized as the first line of detection for supernovae.

Although current predictions for the rate of supernovae in the Milky Way galaxy, obtained by examining 20 years of data from the Baksan Underground Scintillation Telescope, are between 1 and 12 per century [2], the last observed supernova in our Galaxy occurred in 1604, in the constellation Ophiuchus [3]. Detection of supernovae using optical telescopes is highly dependent on the orienta-

*Deceased.

†Present address: IFIC, Universidad de Valencia and CSIC, Valencia 46071, Spain.

‡Present address: Imperial College, London SW7 2AZ, United Kingdom.

tion of the telescope with respect to the supernova. Neutrino detectors are able to observe supernovae occurring at any point in our Galaxy, regardless of the orientation of the supernova with respect to the detector. Starting in the late 1990's, a network composed of neutrino detectors has been performing a real-time search for supernovae [4]. When a supernova is observed this network will provide coordinates to observatories across the world, allowing them to align their telescopes in time to observe the photons from the supernova.

Supernova neutrino data can be used to verify astronomical predictions of the stellar collapse model and to provide bounds on standard model quantities. Detection of the neutrinos from SN1987A in the Large Magellanic Cloud by the Kamiokande-II [5] and IMB [6] water Cerenkov experiments provided upper limits on the lifetime of the $\bar{\nu}_e$ that were comparable to results from laboratory-based experiments at the time [1].

Several neutrino detectors have published results from their search for supernovae occurring in our Galaxy [7]. The LVD detector, located at the Gran Sasso Underground Laboratory in Italy, set an upper limit of 0.18 supernovae per year in our Galaxy at 90% C.L. for 14 years of run time, from 1992 to 2006 [8]. The Super-Kamiokande experiment in Japan set a limit of less than 0.32 supernovae per year at a distance of 100 kpc at the 90% C.L., for the period of time from May, 1996 to July, 2001 and December, 2002 to October, 2005 [9]. MiniBooNE's search covers a more recent period of time, from December, 2004 to July, 2008.

II. THE MINIBOONE EXPERIMENT

MiniBooNE is a neutrino experiment designed to search for $\nu_\mu \rightarrow \nu_e$ and $\bar{\nu}_\mu \rightarrow \bar{\nu}_e$ neutrino oscillations, using a beam of neutrinos produced by the Booster beam line at Fermi National Accelerator Laboratory [10]. The MiniBooNE detector is a spherical tank of inner radius 610 cm, filled with 800 tons of mineral oil (CH₂) [11]. An optical barrier divides the detector into two regions. The inner region contains 1280 inward-facing photomultiplier tubes (PMTs), providing 10% photocathode coverage. The outer region is lined with 240 PMTs that provide a veto for charged particles entering or leaving the tank, such as cosmic rays [12]. The detector is buried 3 meters underground, at a sufficient distance to eliminate the majority of incoming cosmic ray hadrons. However, a 10 kHz rate of cosmic ray muons can still penetrate this barrier, and their progeny are the main source of background for the supernova search.

III. THEORETICAL PREDICTIONS

The prediction for the observation of a supernova signal in MiniBooNE is based on the following assumptions [13]:

- (i) The event is a core-collapse supernova.
- (ii) When the core collapses and rebounds, the change in the gravitational binding energy is $\sim 3 \times 10^{53}$ ergs.

- (iii) Each of the six types of neutrinos ($\nu_e, \bar{\nu}_e, \nu_\mu, \bar{\nu}_\mu, \nu_\tau, \bar{\nu}_\tau$) carry away 1/6 of this binding energy.
- (iv) The neutrinos are emitted during a 10 second burst.
- (v) The neutrinos are emitted isotropically.
- (vi) The neutrinos produced during a supernova core collapse have the following average energies and temperatures [2]: $\langle E_{\nu_e} \rangle \approx 10$ MeV and $T \approx 3.5$ MeV, $\langle E_{\bar{\nu}_e} \rangle \approx 15$ MeV and $T \approx 5$ MeV, and $\langle E_{\nu_{\text{other}}} \rangle \approx 20$ MeV and $T \approx 8$ MeV, where other is $\nu_\mu, \bar{\nu}_\mu, \nu_\tau,$ and $\bar{\nu}_\tau$.
- (vii) The spectrum for supernova events is characterized by a Fermi-Dirac distribution with zero chemical potential.

The charged current (CC) interaction, $\bar{\nu} + p \rightarrow l^+ + n$ and $\nu + n \rightarrow l^- + p$, is used to search for the supernova signal in MiniBooNE. The ν_{other} are not energetic enough to engage in this interaction. The $\bar{\nu}_e$ reaction will dominate the event sample in our detector due to the larger cross section of this interaction on free protons present in the CH₂ molecules in mineral oil. Therefore, higher-energy $\bar{\nu}_e$ s are the primary constituent of the detectable supernova neutrino signal in MiniBooNE.

The predicted supernova rate in MiniBooNE assumes a maximum usable detector radius of 550 cm, 25 cm inside the optical barrier. Event locations are reconstructed from light intensity and timing information from the PMT array.

A. Predicted signal

The number of expected signal events is described by

$$N = 11.8 \left(\frac{E_B}{10^{53} \text{ erg}} \right) \left(\frac{1 \text{ MeV}}{T} \right) \left(\frac{10 \text{ kpc}}{D} \right)^2 \left(\frac{M_D}{1 \text{ kton}} \right) \times \left(\frac{\langle \sigma \rangle}{10^{-42} \text{ cm}^2} \right), \quad (1)$$

where E_B is the binding energy released during the supernova, T is the temperature of the emitted $\bar{\nu}_e$, D is the distance to the supernova, M_D is the fiducial mass of the detector, and $\langle \sigma \rangle$ is the thermally averaged free proton cross section for $\bar{\nu}_e + p \rightarrow e^+ + n$.

The two parameters, T and E_B , have uncertainties associated with them. Observational limits set by SN1987A constrain the amount that one can vary these parameters individually and simultaneously. For individual variations, E_B varies between 2×10^{53} and 3×10^{53} ergs, and the temperature lies between 4 and 6 MeV [14]. A discussion of the systematic error assigned to our result due to these parameters is presented later.

Using the parameter values listed in Table I, 226 of these events are expected in MiniBooNE with a reconstructed lepton energy of 0–60 MeV, using a fiducial detector radius of 550 cm and prior to any event selection cuts [13].

The neutral current interaction, $^{12}\text{C}(\nu, \nu')^{12}\text{C}^*$ (15.11 MeV), produces a 15.11 MeV photon that appears

TABLE I. Symbol information for Eq. (1).

Symbol	Meaning	Value
E_B	Gravitational binding energy of supernova	3×10^{53} ergs
T	Temperature of incoming neutrinos	5 MeV
D	Distance of core-collapse supernova from Earth	10 kpc
$\langle\sigma\rangle$	Thermally averaged cross section in mineral oil	54×10^{-42} cm ²
M_D	Fiducial mass of the detector	0.595 ktms @ $r = 5.5$ m
M_D , final event selection		0.326 ktms @ $r = 4.5$ m

electron-like in our detector. This interaction may increase our event rate by ~ 23 events [15]. However, this number is less than the uncertainty on the prediction due to the temperature [16], and thus this interaction channel is not included in this analysis.

By assuming neutrino emission parameters consistent with SN1987A data, the predicted number of signal events includes effects due to neutrino mixing prior to arrival at the MiniBooNE detector.

B. Predicted sources of background events

The decay products of cosmic rays are predicted to be the only source of background to the supernova signal [13]. They produce two distinct backgrounds to this search: Michel electrons and ^{12}B . Stopped cosmic ray muons occur in the detector at a rate of 2 kHz. Approximately 95% of these stopped muons will decay to Michel electrons or positrons whose energy spectrum has an end point of 52.8 MeV. With trigger-level cuts applied, the rate of these background events is reduced to 2 Hz. See Sec. IVA for a complete description of these beam-off activity trigger cuts.

Forty-four percent of the 2 kHz of stopped cosmic ray muons are μ^- . Eight percent of these μ^- will capture on ^{12}C nuclei in the detector's mineral oil, of which 16% will become particle unbound states of ^{12}B . This isotope of boron is unstable to β^- decay. The electrons produced in this interaction occur with a frequency of 11 Hz ($= 2 \text{ kHz} \times 0.44 \times 0.08 \times 0.16$), and have an energy spectrum with an end point of 13.9 MeV.

The MiniBooNE supernova search avoids the need for any detailed knowledge of the backgrounds, as further explained in Sec. V.

IV. ANALYSIS DETAILS

The supernova search was performed on data spanning the period from 12/14/2004 to 07/31/2008. The data are broken down into runs that typically last a few hours. Runs are composed of events, each lasting 19.6 microseconds and triggered by a particular set of conditions being met by the PMT and external signals. It is prohibitively time consuming to apply the complete set of event selection cuts to every 10 second window of events in this data sample. This problem is circumvented by performing two

passes over the data. The first pass over the data applies low level cuts that remove time windows with low event counts. The second pass applies quality cuts based on reconstructed quantities to isolate the predicted supernova signal from expected background sources.

A. Event selection cuts: first pass

The first pass over the data must meet two requirements: the beam-off activity trigger, and a data quality filter. The beam-off activity trigger separates potential supernova neutrino events from events occurring in the detector from other sources. It is set when the following conditions are met:

- (i) Time since last neutrino beam event $> 20 \mu\text{s}$.
- (ii) Number of inner detector PMT hits ≥ 60 .
- (iii) Number of veto region PMT hits < 6 .
- (iv) The time since the number of tank hits ≥ 100 is $\geq 15 \mu\text{s}$, and the time since the last activity in the veto region is $\geq 15 \mu\text{s}$.

The first condition functions as a filter to remove neutrino beam data. The second condition serves as a lower bound on the detected energy. The third and fourth conditions reject cosmic ray muon events and temporarily disable data recording for $15 \mu\text{s}$, enough time for a muon ($\tau_\mu \approx 2.2 \mu\text{s}$) to decay and its decay products to cease interacting in the detector. The data quality filter reduces our live time by 2%.

The total data set consists of 6997 runs. After selection, the data are further split into 10 second intervals. These are sliding intervals; each event within a run starts a new 10 second window. The number of events per 10 second window is recorded and histogrammed. Let μ and σ denote the mean and the standard deviation of this histogram, respectively. Any run containing a 10 second time period with more than Z events, where $Z = \mu + 5\sigma$, is identified as containing a potential supernova candidate and selected to continue to the second pass.

The examination of runs not selected provides a measure of the background distribution of events. The background distribution of events at this stage of the analysis has a mean of $\mu \approx 100$ and a standard deviation of $\sigma \approx 10$ events, per 10 second window (see Fig. 1). These numbers have remained stable throughout the MiniBooNE data collection period for all runs, rejected and selected, in the

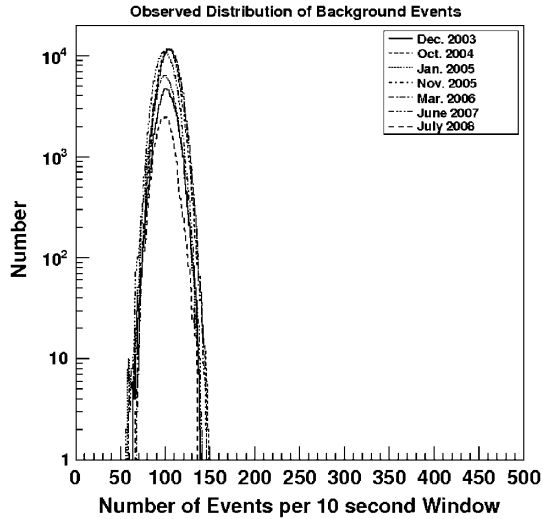


FIG. 1. Number of background events per 10 second window passing the beam-off activity trigger and the data quality filter for runs spanning our entire data sample, broken into time intervals. Runs shown were not selected during the first pass. Each shape contains $\approx 10^5$ 10 second windows.

beam-off activity sample. This first pass selects time windows containing greater than $Z = 150$ events per 10 second window. This serves to greatly reduce the data set, in preparation for the next step of the analysis.

B. Event selection cuts: second pass

After potential supernova candidates are identified using the first pass over the data, event selection cuts are used to isolate the potential supernova signal from the background events.

The number of bursts of light, separated by time within an event, are referred to as subevents. More than one subevent is indicative of multiple interaction products. Only one burst of light will be created in the detector from positrons produced by the $\bar{\nu}_e$ CC interaction. The number of veto PMT hits must be less than six, to remove potential cosmic ray events. The number of tank hits is roughly proportional to the energy of the particles interacting inside the detector. The possible range of tank hits for a supernova signal is 50 to 200. Any number above 200 is more indicative of a μ in the detector, and any amount lower than 50 is indicative of a low-energy background event.

Energy cuts based on the expected Michel electron and ^{12}B backgrounds are applied to further reduce the number of background events. An energy cut of 11–45 MeV allows for minimal loss of signal while maintaining a fairly large signal to background ratio. Finally, the neutrino interaction must take place in the inner 450 cm of our detector. This more restrictive fiducial requirement removes low-energy background events that penetrate from the outside of the detector.

- A summary of the cuts applied during the second pass is
- (i) Beam-off activity trigger.
 - (ii) Data quality filter.
 - (iii) One burst of light (subevent).
 - (iv) Number of veto region PMT hits < 6 .
 - (v) $50 <$ number of inner region PMT hits < 200 .
 - (vi) Reconstructed radius < 450 cm.
 - (vii) $11 \text{ MeV} <$ reconstructed lepton energy $< 45 \text{ MeV}$.

The inner region PMT hit cut is a standard cut that exists within many MiniBooNE analyses, and is used to isolate events containing an electron or positron. The application of this cut results in a set of events whose reconstructed energy spectrum spans 10 to 100 MeV. The expected energy distribution for supernova neutrino events is 0–60 MeV. The energy cut serves to further isolate the supernova events. The effect of these cuts is to reduce the expected number of supernova events from 226 to 110 for a supernova at a distance of 10 kpc.

After these cuts are applied, the data are split into 10 second intervals, and the same selection procedure as applied in the first pass is repeated. The examination of runs that are not selected indicates the background distribution at this stage of the analysis has a mean of $\mu \approx 20$ and a standard deviation of $\sigma \approx 4$.

V. RESULTS

During the first pass through the data, we identify 319 out of 6997 run numbers as containing potential supernova candidates. The data from these runs are processed using the full set of cuts, and 78 of the 319 runs remain.

The distribution of the number of events per 10 second window for all 78 remaining runs is shown in Fig. 2, with a mean of 20.11 events and a standard deviation of 4.43

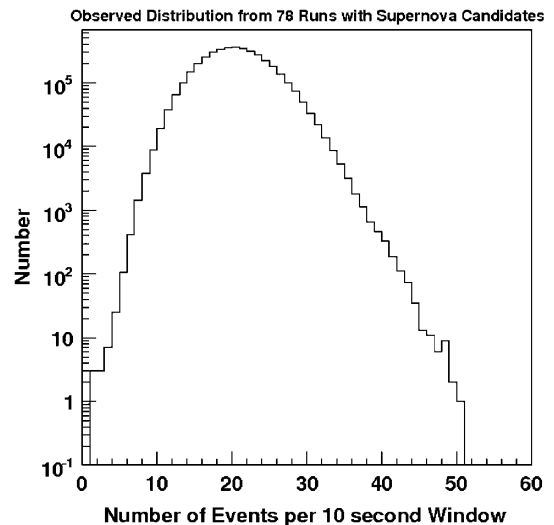


FIG. 2. Distribution of the number of neutrino events per 10 second window, for all 78 runs identified as containing potential supernova candidates. There are no windows with greater than 51 total events per window.

events. There are no cases where >51 events per 10 second window are observed.

The background event estimate is determined by examining time windows in the beam-off trigger stream that pass the data quality filter, but that are not selected during the first pass. The entire set of event selection cuts is applied to a set of runs spanning the entire collection period, from December, 2004 through July, 2008. The mean of the distribution is 20.34. We set a limit for supernova observation based on 52 total events, or 32 signal and 20 background events.

One hundred and ten signal events are expected from a supernova occurring within 10 kpc of MiniBooNE, after applying all event selection cuts. The null result is used to place a limit on the probability that a supernova occurred during our search window. This approach, though conservative, has the benefit of not requiring a prediction for the background energy distribution. The null observation of 52 signal plus background events allows us to set a limit for a distance greater than 10 kpc. Equation (1), which describes the relation between expected events and distance from the supernova, is adjusted to account for efficiency of the event selection cuts. The number of expected events represents the mean of a Gaussian, with a root mean square of $\sqrt{N_{\text{total}}}$, or the statistical error on the total number of events. The uncertainty on this number is driven by uncertainties on the two parameters, T and E_B . The free proton cross section is proportional to T^2 , making Eq. (1) proportional to $T \times E_B$. Simple error propagation results in a systematic error of $0.36N_{\text{signal}}$. However, the observation of SN1987A constrains the amount that T and E_B can fluctuate simultaneously. Consequently, the total systematic error assigned is $0.26N_{\text{signal}}$.

The detection probability was formed by calculating the probability that the Gaussian with a mean of N_{total} and root mean square of $\sqrt{N_{\text{total}} + (0.26N_{\text{signal}})^2}$ could fluctuate down to 52. Figure 3 shows the calculated detection probability, as a function of distance to the supernova. The limit is set at the point where our detection efficiency drops to 95%. Our limit of 52 total events corresponds to a distance of 13.4 kpc. This limit increases to 16.2 kpc in the absence of systematic errors.

Using a Poisson probability distribution, the observation of zero events over one collection period allows us to set a limit of 2.3 supernovae at the 90% C.L. Following the example of the Super-Kamiokande search [9], we set a limit using the number of total live days in our data sample.

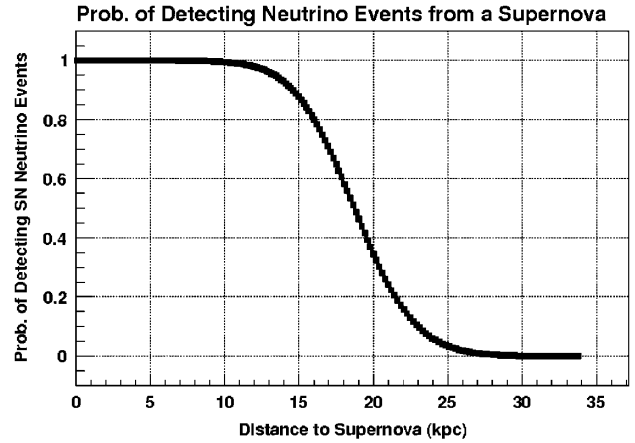


FIG. 3. Probability of detecting a supernova as a function of distance in kpc. A fiducial radius of 450 cm and the efficiency of the event selection cuts are included. Statistical and systematic errors are included.

The data sample used in this analysis corresponds to 1221.44 live days. Therefore, we set a limit at the 90% C.L. on a supernova having occurred within 13.4 kpc of our detector, at a rate of 0.69 supernovae per year. This limit corresponds to a coverage of approximately 73% of the Milky Way [17].

VI. CONCLUSIONS

The search for supernovae using neutrino detectors is complementary, and in many ways superior, to searches performed using telescopes. Using the MiniBooNE detector, we performed a search for supernovae using data taken between the period from 12/14/2004 to 07/31/2008. A limit is set on the rate of core-collapse supernovae in the Milky Way within a distance of 13.4 kpc from the Earth to be less than 0.69 supernova per year at the 90% C.L. This limit corresponds to approximately 73% coverage of the Milky Way [17].

ACKNOWLEDGMENTS

We acknowledge the support of Fermilab, the Department of Energy, and the National Science Foundation. We are grateful to John Beacom for his valuable insight and advice. We thank Alessandro Mirizzi, Georg G. Raffelt, and Pasquale D. Serpico for providing the probability distribution for the Milky Way.

[1] K. Zuber, *Neutrino Physics* (Institute of Physics, London, 2004).

[2] C. Giunti and C. W. Kim, *Fundamentals of Neutrino Physics and Astrophysics* (Oxford Press, New York,

- 2007), pp. 515–516; E. N. Alexeyev and L. N. Alexeyeva, *J. Exp. Theor. Phys.* **95**, 5 (2002).
- [3] http://seds.lpl.arizona.edu/messier/more/mw_sn.html.
- [4] K. Scholberg, *Astron. Nachr.* **329**, 337 (2008).
- [5] K. S. Hirata *et al.* (Kamiokande Collaboration), *Phys. Rev. D* **38**, 448 (1988).
- [6] R. M. Bionta *et al.* (IMB Collaboration), *Phys. Rev. Lett.* **58**, 1494 (1987).
- [7] M. L. Cherry *et al.*, *J. Phys. G* **8**, 879 (1982); G. T. Zatsepin and O. G. Ryazhskaya, *Sov. Phys. Usp.* **28**, 726 (1985) [*Usp. Fiz. Nauk* **146**, 713 (1985)]; E. N. Alexeyev *et al.*, *JETP* **77**, 339 (1993) [*Zh. Eksp. Teor. Fiz.* **104**, 2897 (1993)]; R. S. Miller *et al.*, *Astrophys. J.* **428**, 629 (1994); M. Ambrosio *et al.*, *Astropart. Phys.* **8**, 123 (1998); R. V. Novoseltseva *et al.*, arXiv:0910.0738v1.
- [8] M. Selvi *et al.* (LVD Collaboration), arXiv:hep-ex/0608061v1.
- [9] M. Ikeda *et al.* (Super-Kamiokande Collaboration), *Astrophys. J.* **669**, 519 (2007).
- [10] A. A. Aguilar-Arevalo *et al.* (MiniBooNE Collaboration), *Phys. Rev. D* **79**, 072002 (2009).
- [11] A. A. Aguilar-Arevalo *et al.* (MiniBooNE Collaboration), *Nucl. Instrum. Methods Phys. Res., Sect. A* **599**, 28 (2009).
- [12] A. A. Aguilar-Arevalo *et al.* (MiniBooNE Collaboration), *Phys. Rev. Lett.* **100**, 032301 (2008).
- [13] M. Sharp, J. Beacom, and J. Formaggio, *Phys. Rev. D* **66**, 013012 (2002).
- [14] W. D. Arnett *et al.*, *Annu. Rev. Astron. Astrophys.* **27**, 629 (1989).
- [15] L. Cadonati, F. P. Calaprice, and M. C. Chen, *Astropart. Phys.* **16**, 361 (2002).
- [16] J. Beacom, W. Farr, and P. Vogel, *Phys. Rev. D* **66**, 033001 (2002).
- [17] A. Mirizzi, G. G. Raffelt, and P. D. Serpico, *J. Cosmol. Astropart. Phys.* **05** (2006) 012.