

5-7-2004

Measurement of the total active ^8B solar neutrino flux at the Sudbury Neutrino Observatory with enhanced neutral current sensitivity

S. N. Ahmed
Queen's University

A. E. Anthony
The University of Texas at Austin

E. W. Beier
University of Pennsylvania

A. Bellerive
Carleton University

S. D. Biller
University of Oxford

See next page for additional authors https://digitalcommons.lsu.edu/physics_astronomy_pubs

Recommended Citation

Ahmed, S., Anthony, A., Beier, E., Bellerive, A., Biller, S., Boger, J., Boulay, M., Bowler, M., Bowles, T., Brice, S., Bullard, T., Chan, Y., Chen, M., Chen, X., Cleveland, B., Cox, G., Dai, X., Dalnoki-Veress, F., Doe, P., Dosanjh, R., Doucas, G., Dragowsky, M., Duba, C., Duncan, F., Dunford, M., Dunmore, J., Earle, E., & Elliott, S. (2004).

Measurement of the total active ^8B solar neutrino flux at the Sudbury Neutrino Observatory with enhanced neutral current sensitivity. *Physical Review Letters*, 92 (18) <https://doi.org/10.1103/PhysRevLett.92.181301>

This Article is brought to you for free and open access by the Department of Physics & Astronomy at LSU Digital Commons. It has been accepted for inclusion in Faculty Publications by an authorized administrator of LSU Digital Commons. For more information, please contact ir@lsu.edu.

Authors

S. N. Ahmed, A. E. Anthony, E. W. Beier, A. Bellerive, S. D. Biller, J. Boger, M. G. Boulay, M. G. Bowler, T. J. Bowles, S. J. Brice, T. V. Bullard, Y. D. Chan, M. Chen, X. Chen, B. T. Cleveland, G. A. Cox, X. Dai, F. Dalnoki-Veress, P. J. Doe, R. S. Dosanjh, G. Doucas, M. R. Dragowsky, C. A. Duba, F. A. Duncan, M. Dunford, J. A. Dunmore, E. D. Earle, and S. R. Elliott

Measurement of the total active B-8 solar neutrino flux at the Sudbury Neutrino Observatory with enhanced neutral current sensitivity

Article (Published Version)

Ahmed, S N, Peeters, Simon, Zuber, Kai and SNO Collaboration, (2004) Measurement of the total active B-8 solar neutrino flux at the Sudbury Neutrino Observatory with enhanced neutral current sensitivity. *Physical Review Letters*, 92 (18). pp. 1813011-6. ISSN 0031-9007

This version is available from Sussex Research Online: <http://sro.sussex.ac.uk/id/eprint/20323/>

This document is made available in accordance with publisher policies and may differ from the published version or from the version of record. If you wish to cite this item you are advised to consult the publisher's version. Please see the URL above for details on accessing the published version.

Copyright and reuse:

Sussex Research Online is a digital repository of the research output of the University.

Copyright and all moral rights to the version of the paper presented here belong to the individual author(s) and/or other copyright owners. To the extent reasonable and practicable, the material made available in SRO has been checked for eligibility before being made available.

Copies of full text items generally can be reproduced, displayed or performed and given to third parties in any format or medium for personal research or study, educational, or not-for-profit purposes without prior permission or charge, provided that the authors, title and full bibliographic details are credited, a hyperlink and/or URL is given for the original metadata page and the content is not changed in any way.

Measurement of the Total Active ^8B Solar Neutrino Flux at the Sudbury Neutrino Observatory with Enhanced Neutral Current Sensitivity

S. N. Ahmed,¹⁰ A. E. Anthony,¹⁴ E. W. Beier,⁹ A. Bellerive,³ S. D. Biller,⁸ J. Boger,² M. G. Boulay,⁷ M. G. Bowler,⁸ T. J. Bowles,⁷ S. J. Brice,⁷ T. V. Bullard,¹³ Y. D. Chan,⁶ M. Chen,¹⁰ X. Chen,⁶ B. T. Cleveland,⁸ G. A. Cox,¹³ X. Dai,^{3,8} F. Dalnoki-Veress,³ P. J. Doe,¹³ R. S. Dosanjh,³ G. Doucas,⁸ M. R. Dragowsky,⁷ C. A. Duba,¹³ F. A. Duncan,¹⁰ M. Dunford,⁹ J. A. Dunmore,⁸ E. D. Earle,¹⁰ S. R. Elliott,⁷ H. C. Evans,¹⁰ G. T. Ewan,¹⁰ J. Farine,^{5,3} H. Fergani,⁸ F. Fleurot,⁵ J. A. Formaggio,¹³ M. M. Fowler,⁷ K. Frame,^{8,3} B. G. Fulsom,¹⁰ N. Gagnon,^{13,7,6,8} K. Graham,¹⁰ D. R. Grant,³ R. L. Hahn,² J. C. Hall,¹⁴ A. L. Hallin,¹⁰ E. D. Hallman,⁵ A. S. Hamer,^{7,*} W. B. Handler,¹⁰ C. K. Hargrove,³ P. J. Harvey,¹⁰ R. Hazama,¹³ K. M. Heeger,⁶ W. J. Heintzelman,⁹ J. Heise,⁷ R. L. Helmer,^{12,1} R. J. Hemingway,³ A. Hime,⁷ M. A. Howe,¹³ P. Jagam,⁴ N. A. Jelley,⁸ J. R. Klein,^{14,9} M. S. Kos,¹⁰ A. V. Krumins,¹⁰ T. Kutter,¹ C. C. M. Kyba,⁹ H. Labranche,⁴ R. Lange,² J. Law,⁴ I. T. Lawson,⁴ K. T. Lesko,⁶ J. R. Leslie,¹⁰ I. Levine,^{3,†} S. Luoma,⁵ R. MacLellan,¹⁰ S. Majerus,⁸ H. B. Mak,¹⁰ J. Maneira,¹⁰ A. D. Marino,⁶ N. McCauley,⁹ A. B. McDonald,¹⁰ S. McGee,¹³ G. McGregor,⁸ C. Miffilin,³ K. K. S. Miknaitis,¹³ G. G. Miller,⁷ B. A. Moffat,¹⁰ C. W. Nally,¹ B. G. Nickel,⁴ A. J. Noble,^{10,3,12} E. B. Norman,⁶ N. S. Oblath,¹³ C. E. Okada,⁶ R. W. Ollerhead,⁴ J. L. Orrell,¹³ S. M. Oser,^{1,9} C. Ouellet,¹⁰ S. J. M. Peeters,⁸ A. W. P. Poon,⁶ B. C. Robertson,¹⁰ R. G. H. Robertson,¹³ E. Rollin,³ S. S. E. Rosendahl,⁶ V. L. Rusu,⁹ M. H. Schwendener,⁵ O. Simard,³ J. J. Simpson,⁴ C. J. Sims,⁸ D. Sinclair,^{3,12} P. Skensved,¹⁰ M. W. E. Smith,¹³ N. Starinsky,³ R. G. Stokstad,⁶ L. C. Stonehill,¹³ R. Tafirout,⁵ Y. Takeuchi,¹⁰ G. Tešić,³ M. Thomson,¹⁰ M. Thorman,⁸ R. Van Berg,⁹ R. G. Van de Water,⁷ C. J. Virtue,⁵ B. L. Wall,¹³ D. Waller,³ C. E. Waltham,¹ H. Wan Chan Tseung,⁸ D. L. Wark,¹¹ N. West,⁸ J. B. Wilhelmly,⁷ J. F. Wilkerson,¹³ J. R. Wilson,⁸ J. M. Wouters,⁷ M. Yeh,² and K. Zuber⁸

(SNO Collaboration)

¹Department of Physics and Astronomy, University of British Columbia, Vancouver, BC V6T 1Z1 Canada

²Chemistry Department, Brookhaven National Laboratory, Upton, New York 11973-5000, USA

³Ottawa-Carleton Institute for Physics, Department of Physics, Carleton University, Ottawa, Ontario K1S 5B6 Canada

⁴Physics Department, University of Guelph, Guelph, Ontario N1G 2W1 Canada

⁵Department of Physics and Astronomy, Laurentian University, Sudbury, Ontario P3E 2C6 Canada

⁶Institute for Nuclear and Particle Astrophysics and Nuclear Science Division, Lawrence Berkeley National Laboratory, Berkeley, California 94720, USA

⁷Los Alamos National Laboratory, Los Alamos, New Mexico 87545, USA

⁸Department of Physics, University of Oxford, Denys Wilkinson Building, Keble Road, Oxford, OX1 3RH, United Kingdom

⁹Department of Physics and Astronomy, University of Pennsylvania, Philadelphia, Pennsylvania 19104-6396, USA

¹⁰Department of Physics, Queen's University, Kingston, Ontario K7L 3N6 Canada

¹¹Rutherford Appleton Laboratory, Chilton, Didcot, Oxon, OX11 0QX, and University of Sussex, Physics and Astronomy Department, Brighton BN1 9QH, United Kingdom

¹²TRIUMF, 4004 Wesbrook Mall, Vancouver, BC V6T 2A3, Canada

¹³Center for Experimental Nuclear Physics and Astrophysics, and Department of Physics, University of Washington, Seattle, Washington 98195, USA

¹⁴Department of Physics, University of Texas at Austin, Austin, Texas 78712-0264, USA

(Received 6 September 2003; published 3 May 2004)

The Sudbury Neutrino Observatory has precisely determined the total active (ν_x) ^8B solar neutrino flux without assumptions about the energy dependence of the ν_e survival probability. The measurements were made with dissolved NaCl in heavy water to enhance the sensitivity and signature for neutral-current interactions. The flux is found to be $5.21 \pm 0.27(\text{stat}) \pm 0.38(\text{syst}) \times 10^6 \text{ cm}^{-2} \text{ s}^{-1}$, in agreement with previous measurements and standard solar models. A global analysis of these and other solar and reactor neutrino results yields $\Delta m^2 = 7.1_{-0.6}^{+1.2} \times 10^{-5} \text{ eV}^2$ and $\theta = 32.5_{-2.3}^{+2.4}$ degrees. Maximal mixing is rejected at the equivalent of 5.4 standard deviations.

DOI: 10.1103/PhysRevLett.92.181301

PACS numbers: 26.65.+t, 14.60.Pq, 95.85.Ry

The Sudbury Neutrino Observatory (SNO) [1] detects ^8B solar neutrinos through the reactions

$$\nu_e + d \rightarrow p + p + e^- \quad (\text{CC}), \quad \nu_x + d \rightarrow p + n + \nu_x \quad (\text{NC}), \quad \nu_x + e^- \rightarrow \nu_x + e^- \quad (\text{ES}).$$

Only electron neutrinos produce charged-current interactions (CC), while the neutral-current (NC) and elastic

scattering (ES) reactions have sensitivity to nonelectron flavors. The NC reaction measures the total flux of all active neutrino flavors above a threshold of 2.2 MeV.

SNO previously measured the NC rate by observing neutron captures on deuterons, and found that a standard-model description with an undistorted ^8B neutrino spectrum and CC, ES, and NC rates due solely to ν_e interactions was rejected [2,3]. This Letter presents measurements of the CC, NC, and ES rates from SNO's dissolved salt phase.

The addition of NaCl, 0.195% by weight, to the 1-Gg heavy-water target increased the neutron capture efficiency and the associated Cherenkov light. The solution was thoroughly mixed and a conductivity scan along the vertical axis showed the NaCl concentration to be uniform within 0.5%.

The data presented here were recorded between July 26, 2001 and October 10, 2002, totaling 254.2 live days. The number of raw triggers was 435×10^6 and the data set was reduced to 3055 events after data reduction similar to that in [3] and analysis selection requirements. Cherenkov event backgrounds from β - γ decays were reduced with an effective electron kinetic energy threshold $T_{\text{eff}} \geq 5.5$ MeV and a fiducial volume with radius $R_{\text{fit}} \leq 550$ cm.

The neutron detection efficiency and response were calibrated with a ^{252}Cf neutron source. The neutron capture efficiency is shown in Fig. 1(a). The detection efficiency for NC reactions in the heavy water was $0.399 \pm 0.010(\text{calibration}) \pm 0.009(\text{fiducial volume})$ for $T_{\text{eff}} \geq 5.5$ MeV and $R_{\text{fit}} \leq 550$ cm, an increase of approximately a factor of 3 from the pure D_2O phase. Calibration of the detector's optical and energy response has been updated to include time variation of the water transparency measurements made at various wavelengths throughout the running period. A normalization for photon detection efficiency based on ^{16}N calibration data [4] and Monte Carlo calculations was used to set the absolute energy scale. ^{16}N data taken throughout the running period verified the gain drift (approximately 2% per year) predicted by Monte Carlo calculations based on the optical measurements. The energy response for electrons is characterized by a Gaussian function with resolution $\sigma_T = -0.145 + 0.392\sqrt{T_e} + 0.0353T_e$, where T_e is the electron kinetic energy in MeV. The energy scale uncertainty is 1.1%.

Neutron capture on ^{35}Cl typically produces multiple γ rays while the CC and ES reactions produce single electrons. The greater isotropy of the Cherenkov light from neutron capture events relative to CC and ES events allows good statistical separation of the event types. This separation allows a precise measurement of the NC flux to be made independent of assumptions about the CC and ES energy spectra.

The degree of the Cherenkov light isotropy is reflected in the pattern of photomultiplier tube (PMT) hits. Event

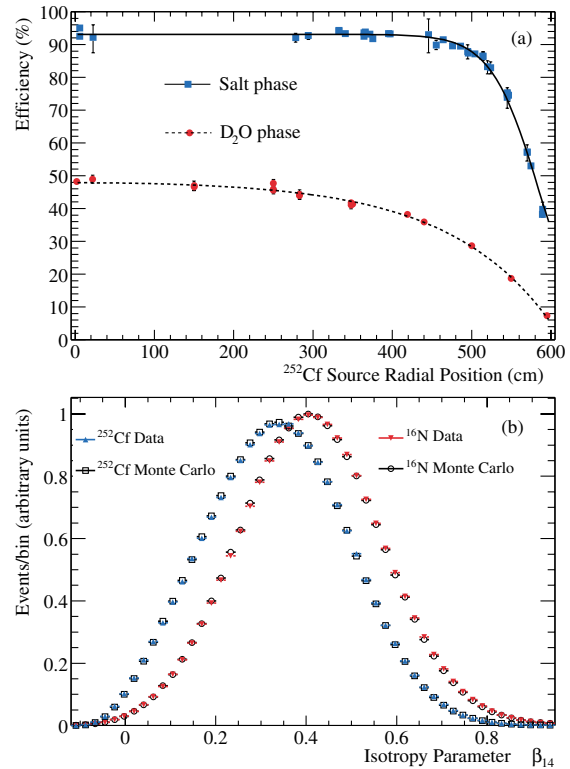


FIG. 1 (color). (a) Neutron capture efficiency versus source radial position for the pure D_2O phase (capture on D) and salt phase (capture on Cl or D) deduced from a ^{252}Cf source, with fits to an analytic function (salt) and to a neutron diffusion model (D_2O). (b) Event isotropy from data and Monte Carlo calculations of a ^{252}Cf source and an ^{16}N γ -ray source.

isotropy was characterized by parameters β_l , the average value of the Legendre polynomial P_l of the cosine of the angle between PMT hits [5]. The combination $\beta_1 + 4\beta_4 \equiv \beta_{14}$ was selected as the measure of event isotropy to optimize the separation of NC and CC events. Systematic uncertainty on β_{14} distributions generated by Monte Carlo for signal events was evaluated by comparing ^{16}N calibration data to Monte Carlo calculations [6] for events throughout the fiducial volume and running period. The uncertainty on the mean value of β_{14} is 0.87%. Comparisons of β_{14} distributions from ^{16}N events and neutron events from ^{252}Cf to Monte Carlo calculations are shown in Fig. 1(b). The Monte Carlo calculations of β_{14} have also been verified with 19.8 MeV γ -ray events from a $^3\text{H}(p, \gamma)^4\text{He}$ source [7], high-energy electron events (dominated by CC and ES interactions) from the pure D_2O phase of the experiment, neutron events following muons, and with low-energy calibration sources.

Backgrounds are summarized in Table I. Low levels of the U and Th progeny ^{214}Bi and ^{208}Tl can create free neutrons from deuteron photodisintegration and low-energy Cherenkov events from β - γ decays. *Ex situ* assays and *in situ* analysis techniques were employed to

TABLE I. Background events. The internal neutron and γ -ray backgrounds are constrained in the analysis. The external-source neutrons are reported from the fit. The last two entries are included in the systematic uncertainty estimates.

Source	Events
Deuteron photodisintegration	$73.1^{+24.0}_{-23.5}$
$^2\text{H}(\alpha, \alpha)pn$	2.8 ± 0.7
$^{17,18}\text{O}(\alpha, n)$	1.4 ± 0.9
Fission, atmospheric ν (NC plus sub-Cherenkov threshold CC)	23.0 ± 7.2
Terrestrial and reactor $\bar{\nu}$'s	2.3 ± 0.8
Neutrons from rock	≤ 1
^{24}Na activation	8.4 ± 2.3
n from CNO ν 's	0.3 ± 0.3
Total internal neutron background	$111.3^{+25.3}_{-24.9}$
Internal γ (fission, atmospheric ν)	5.2 ± 1.3
^{16}N decays	<2.5 (68% C.L.)
External-source neutrons (from fit)	$84.5^{+34.5}_{-33.6}$
Cherenkov events from β - γ decays	<14.7 (68% C.L.)
AV events	<5.4 (68% C.L.)

determine the average levels of uranium and thorium during the experiment [3,8–10]. Results from these methods are consistent. For the ^{232}Th chain, the weighted mean of the *ex situ* MnO_x and the *in situ* measurement was used. The ^{238}U chain activity is dominated by Rn ingress, which is highly time variable. The *in situ* determination was used to estimate this background, because it provides the appropriate time weighting. The average rate of background neutron production from activity in the D_2O region is $0.72^{+0.24}_{-0.23}$ neutrons per day.

Backgrounds from atmospheric neutrino interactions and ^{238}U fission were estimated with the aid of the code NUANCE [11] and from event multiplicities.

^{24}Na (which originates from neutron activation of ^{23}Na) can also emit γ rays which photodisintegrate the deuteron. Residual activation after calibrations and ^{24}Na production in the water circulation system and in the heavy water in the “neck” of the vessel were determined and are included in Table I. SNO is slightly sensitive to solar CNO neutrinos from the electron-capture decay of ^{15}O and ^{17}F .

Neutrons and γ rays produced at the acrylic vessel and in the light water can propagate into the fiducial volume. Radon progeny deposited on the surfaces of the vessel during construction can initiate (α, n) reactions on ^{13}C , ^{17}O , and ^{18}O , and external γ rays can

TABLE II. Systematic uncertainties on fluxes for the spectral shape unconstrained analysis of the salt data set. * denotes CC versus NC anticorrelation.

Source	NC uncertainty (%)	CC uncertainty (%)	ES uncertainty (%)
Energy scale	$-3.7, +3.6$	$-1.0, +1.1$	± 1.8
Energy resolution	± 1.2	± 0.1	± 0.3
Energy nonlinearity	± 0.0	$-0.0, +0.1$	± 0.0
Radial accuracy	$-3.0, +3.5$	$-2.6, +2.5$	$-2.6, +2.9$
Vertex resolution	± 0.2	± 0.0	± 0.2
Angular resolution	± 0.2	± 0.2	± 2.4
Isotropy mean*	$-3.4, +3.1$	$-3.4, +2.6$	$-0.9, +1.1$
Isotropy resolution	± 0.6	± 0.4	± 0.2
Radial energy bias	$-2.4, +1.9$	± 0.7	$-1.3, +1.2$
Vertex Z accuracy*	$-0.2, +0.3$	± 0.1	± 0.1
Internal background neutrons	$-1.9, +1.8$	± 0.0	± 0.0
Internal background γ 's	± 0.1	± 0.1	± 0.0
Neutron capture	$-2.5, +2.7$	± 0.0	± 0.0
Cherenkov backgrounds	$-1.1, +0.0$	$-1.1, +0.0$	± 0.0
AV events	$-0.4, +0.0$	$-0.4, +0.0$	± 0.0
Total experimental uncertainty	$-7.3, +7.2$	$-4.6, +3.8$	$-4.3, +4.5$
Cross section [13]	± 1.1	± 1.2	± 0.5

photodisintegrate deuterium. The enhanced neutron capture efficiency of salt makes these external-source neutrons readily apparent, and an additional distribution function was included in the analysis to extract this component (Table I). Previous measurements [2,3,12] with pure D₂O were less sensitive to this background source, and a preliminary evaluation indicates the number of these background events was within the systematic uncertainties reported.

The backgrounds from Cherenkov events inside and outside the fiducial volume were estimated using calibration source data, measured activity, Monte Carlo calculations, and controlled injections of Rn into the detector. These backgrounds were nearly negligible above the analysis energy threshold and within the fiducial volume, and are included as an uncertainty on the flux measurements.

A class of background events identified and removed from the analysis in the pure D₂O phase (“AV events”) reconstruct near the acrylic vessel and were characterized by a nearly isotropic light distribution. Analyses of the pure D₂O and salt data sets limit this background to 5.4 events (68% C.L.) for the present data.

To minimize the possibility of introducing biases, a blind analysis procedure was used. The data set used during the development of the analysis procedures and the definition of parameters excluded an unknown fraction (<30%) of the final data set, included an unknown admixture of muon-following neutron events, and included an unknown NC cross section scaling factor. After fixing all analysis procedures and parameters, the blindness constraints were removed. The analysis was then performed on the “open” data set, statistically separating events into CC, NC, ES, and external-source neutrons using an extended maximum likelihood analysis based on the distributions of isotropy, cosine of the event direction relative to the vector from the Sun ($\cos\theta_\odot$), and radius within the detector. This analysis differs from the analysis of the pure D₂O data [2,3,12] since the spectral distributions of the ES and CC events are not constrained to the ⁸B shape, but are extracted from the data. The extended maximum likelihood analysis yielded $1339.6^{+63.8}_{-61.5}$ CC, $170.3^{+23.9}_{-20.1}$ ES, $1344.2^{+69.8}_{-69.0}$ NC, and $84.5^{+34.5}_{-33.6}$ external-source neutron events. The systematic uncertainties on derived fluxes are shown in Table II. The isotropy, $\cos\theta_\odot$, and kinetic energy distributions for the selected events are shown in Fig. 2, with statistical uncertainties only. A complete spectral analysis including the treatment of differential systematic uncertainties will be presented in a future report. The volume-weighted radial distributions [$\rho = (R_{\text{fit}}/600 \text{ cm})^3$] are shown in Fig. 3.

The fitted numbers of events give the equivalent ⁸B fluxes [14,15](in units of $10^6 \text{ cm}^{-2} \text{ s}$):

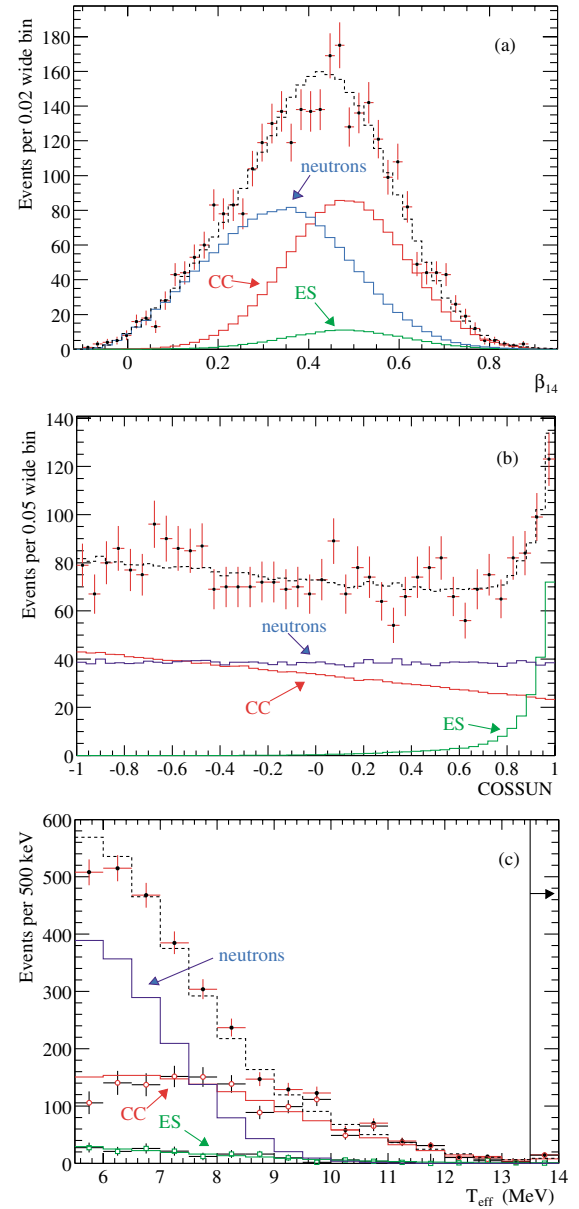


FIG. 2 (color). Distribution of (a) β_{14} , (b) $\cos\theta_\odot$, and (c) kinetic energy, for the selected events. The CC and ES spectra are extracted from the data using β_{14} and $\cos\theta_\odot$ distributions in each energy bin. Also shown are the Monte Carlo predictions for CC, ES, NC plus internal- and external-source neutron events, all scaled to the fit results. The dashed lines represent the summed components. All distributions are for events with $T_{\text{eff}} \geq 5.5 \text{ MeV}$ and $R_{\text{fit}} \leq 550 \text{ cm}$. Differential systematics are not shown.

$$\phi_{\text{CC}}^{\text{SNO}} = 1.59^{+0.08(\text{stat})}_{-0.07} +0.06(\text{syst})_{-0.08},$$

$$\phi_{\text{ES}}^{\text{SNO}} = 2.21^{+0.31(\text{stat})}_{-0.26} \pm 0.10(\text{syst}),$$

$$\phi_{\text{NC}}^{\text{SNO}} = 5.21 \pm 0.27(\text{stat}) \pm 0.38(\text{syst}),$$

and the ratio of the ⁸B flux measured with the CC and NC reactions is

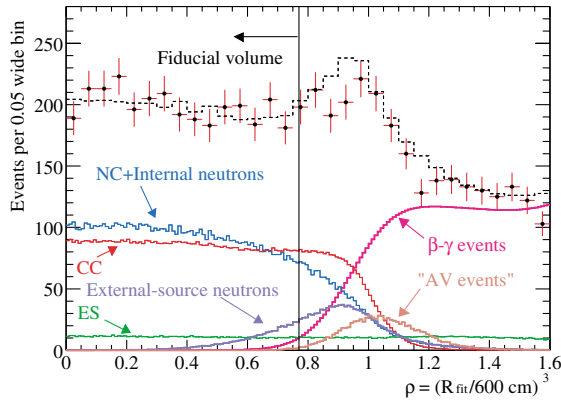


FIG. 3 (color). Volume-weighted radius (ρ) distribution (acrylic vessel = 1). Shown are the distributions for CC, ES, NC plus internal- and external-source neutrons, scaled from the fit, and separately determined external background distributions.

$$\frac{\phi_{\text{CC}}^{\text{SNO}}}{\phi_{\text{NC}}^{\text{SNO}}} = 0.306 \pm 0.026(\text{stat}) \pm 0.024(\text{syst}).$$

Adding the constraint of an undistorted ${}^8\text{B}$ energy spectrum to the analysis yields, for comparison with earlier results (in units of $10^6 \text{ cm}^{-2} \text{ s}^{-1}$),

$$\phi_{\text{CC}}^{\text{SNO}} = 1.70 \pm 0.07(\text{stat})^{+0.09}_{-0.10}(\text{syst}),$$

$$\phi_{\text{ES}}^{\text{SNO}} = 2.13^{+0.29}_{-0.28}(\text{stat})^{+0.15}_{-0.08}(\text{syst}),$$

$$\phi_{\text{NC}}^{\text{SNO}} = 4.90 \pm 0.24(\text{stat})^{+0.29}_{-0.27}(\text{syst}),$$

consistent with the previous SNO measurements [2,3,16]. The difference between the CC results above (with and without constraint on the spectral shape) is $0.11 \pm 0.05(\text{stat})^{+0.06}_{-0.09}(\text{syst}) \times 10^6 \text{ cm}^{-2} \text{ s}^{-1}$.

The shape-unconstrained fluxes presented here combined with day and night energy spectra from the pure D_2O phase [12] place constraints on allowed neutrino flavor mixing parameters. Two-flavor active neutrino oscillation models predict the CC, NC, and ES rates in SNO [17]. New analysis elements included super-Kamiokande zenith spectra [18], updated Ga experiments [19,20], improved treatment of ${}^8\text{B}$ spectral systematic uncertainties, and Cl and Ga cross section correlations [21]. This improved oscillation analysis applied to the pure D_2O data reproduces other results [21,22]. A combined χ^2 fit to SNO D_2O and salt data alone yields the allowed regions in Δm^2 and $\tan^2\theta$ shown in Fig. 4. In a global analysis [23] of all solar neutrino data, the large mixing angle (LMA) region in Δm^2 and $\tan^2\theta$ is selected, as shown in Fig. 5(a). A global analysis including the KamLAND reactor antineutrino results [24] shrinks the allowed region further, with a best-fit point of $\Delta m^2 = 7.1^{+1.2}_{-0.6} \times 10^{-5} \text{ eV}^2$ and $\theta = 32.5^{+2.4}_{-2.3}$ degrees, where the errors reflect 1σ constraints on the two-dimensional region [Fig. 5(b)]. With the new SNO measurements the allowed

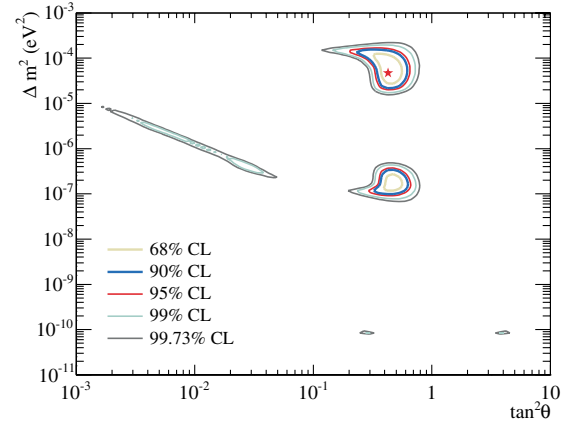


FIG. 4 (color). SNO-only neutrino oscillation contours, including pure D_2O day and night spectra, salt CC, NC, ES fluxes, with ${}^8\text{B}$ flux free and ${}_{\text{hep}}$ flux fixed. The best-fit point is $\Delta m^2 = 4.7 \times 10^{-5}$, $\tan^2\theta = 0.43$, $f_B = 1.03$, with $\chi^2/\text{DOF} = 26.2/34$.

LMA region is constrained to only the lower band at $>99\%$ C.L.. The best-fit point with one-dimensional projection of the uncertainties in the individual parameters (marginalized uncertainties) is $\Delta m^2 = 7.1^{+1.0}_{-0.3} \times 10^{-5} \text{ eV}^2$ and $\theta = 32.5^{+1.7}_{-1.6}$ degrees. This disfavors maximal mixing at a level equivalent to 5.4σ . In our analyses, the ratio f_B of the total ${}^8\text{B}$ flux to the standard solar model [25] value was a free parameter, while the total ${}_{\text{hep}}$ flux was fixed at $9.3 \times 10^3 \text{ cm}^{-2} \text{ s}^{-1}$.

In summary, we have precisely measured the total flux of active ${}^8\text{B}$ neutrinos from the Sun without assumptions about the energy dependence of the electron neutrino survival probability. The flux is in agreement with standard solar model calculations. These results combined with global solar and reactor neutrino results reject the hypothesis of maximal mixing at a confidence level equivalent to 5.4σ .

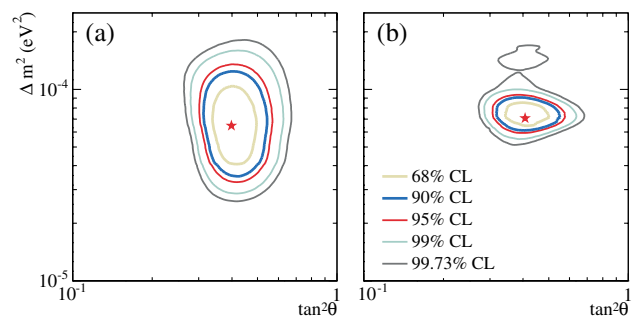


FIG. 5 (color). Global neutrino oscillation contours. (a) Solar global: D_2O day and night spectra, salt CC, NC, ES fluxes, Super-Kamiokande, Cl, Ga. The best-fit point is $\Delta m^2 = 6.5 \times 10^{-5}$, $\tan^2\theta = 0.40$, $f_B = 1.04$, with $\chi^2/\text{DOF} = 70.2/81$. (b) Solar global plus KamLAND. The best-fit point is $\Delta m^2 = 7.1 \times 10^{-5}$, $\tan^2\theta = 0.41$, $f_B = 1.02$. In both (a) and (b) the ${}^8\text{B}$ flux is free and the ${}_{\text{hep}}$ flux is fixed.

This research was supported in Canada by NSERC, Industry Canada, NRC, Northern Ontario Heritage Fund, Inco, AECL, Ontario Power Generation, HPCVL, CFI, in the U.S. by the DOE, and in the U.K. by PPARC. We thank the SNO technical staff for their strong contributions.

*Deceased.

†Present address: Department of Physics and Astronomy, Indiana University, South Bend, IN, USA.

- [1] SNO Collaboration, J. Boger *et al.*, Nucl. Instrum. Methods Phys. Res., Sect. A **449**, 172 (2000).
- [2] SNO Collaboration, Q. R. Ahmad *et al.*, Phys. Rev. Lett. **87**, 071301 (2001).
- [3] SNO Collaboration, Q. R. Ahmad *et al.*, Phys. Rev. Lett. **89**, 011301 (2002).
- [4] M. R. Dragowsky *et al.*, Nucl. Instrum. Methods Phys. Res., Sect. A **481**, 284 (2002).
- [5] $\beta_l = \frac{2}{N(N-1)} \sum_{i=1}^{N-1} \sum_{j=i+1}^N P_l(\cos\theta_{ij})$, with θ_{ij} the angle between hits i and j from the event position and N the number of hits.
- [6] A small correction to EGS4 was made to allow for the neglect of the Mott terms in the electron scattering cross section and other approximations in the treatment of multiple scattering. We thank D. W. O. Rogers for providing EGSnrc simulations.
- [7] A. W. P. Poon *et al.*, Nucl. Instrum. Methods Phys. Res., Sect. A **452**, 115 (2000).
- [8] T. C. Andersen *et al.*, Nucl. Instrum. Methods Phys. Res., Sect. A **501**, 399 (2003).
- [9] T. C. Andersen *et al.*, Nucl. Instrum. Methods Phys. Res., Sect. A **501**, 386 (2003).
- [10] I. Blevis *et al.*, Nucl. Instrum. Methods Phys. Res., Sect. A **517**, 139 (2004).
- [11] D. Casper, Nucl. Phys. B, Proc. Suppl. **112**, 161 (2002).
- [12] SNO Collaboration, Phys. Rev. Lett. **89**, 011302 (2002).
- [13] Cross section uncertainty includes g_A (0.5%), theoretical cross section (1% for CC and NC, 0.3% for CC/NC), S. Nakamura *et al.* Nucl. Phys. **A707**, 561 (2002), and radiative corrections (0.3% for CC, 0.1% for NC), A. Kurylov, M. J. Ramsey-Musolf, and P. Vogel, Phys. Rev. C **65**, 055501 (2002).
- [14] *hep* neutrinos could also be present in the measured fluxes; the SSM contribution would be 0.5%.
- [15] Electron neutrino cross sections are used to calculate all fluxes. The ES cross section is from J. N. Bahcall *et al.*, Phys. Rev. D **51**, 6146 (1995).
- [16] A hypothesis test similar to [3] disfavors no flavor transformation at greater than the equivalent of 7σ .
- [17] Z. Maki, N. Nakagawa, and S. Sakata, Prog. Theor. Phys. **28**, 870 (1962); V. Gribov and B. Pontecorvo, Phys. Lett. B **28**, 493 (1969); S. P. Mikheyev and A. Yu. Smirnov, Sov. J. Nucl. Phys. **42**, 913 (1985); L. Wolfenstein, Phys. Rev. D **17**, 2369 (1978).
- [18] S. Fukuda *et al.*, Phys. Lett. B **539**, 179 (2002).
- [19] V. Gavrin, in Proceedings of the 4th International Workshop on Low-Energy and Solar Neutrinos, Paris, 2003 (unpublished).
- [20] T. Kirsten, in *Proceedings of the XXth International Conference on Neutrino Physics and Astrophysics, Munich, 2002* [Nucl. Phys. B, Proc. Suppl. **118**, 33 (2003)].
- [21] G. L. Fogli *et al.*, Phys. Rev. D **66**, 053010 (2002).
- [22] J. N. Bahcall *et al.*, J. High Energy Phys. **02** (2003) 009.
- [23] See the SNO website, <http://sno.phy.queensu.ca>, for details.
- [24] K. Eguchi *et al.*, Phys. Rev. Lett. **90**, 021802 (2003).
- [25] J. N. Bahcall, M. Pinsonneault, and S. Basu, Astrophys. J. **555**, 990 (2001).