

4-24-2020

## Search for Electron Antineutrino Appearance in a Long-Baseline Muon Antineutrino Beam

K. Abe  
*The University of Tokyo*

R. Akutsu  
*The University of Tokyo*

A. Ali  
*Kyoto University*

C. Alt  
*ETH Zürich*

C. Andreopoulos  
*University of Liverpool*

*See next page for additional authors*

Follow this and additional works at: [https://digitalcommons.lsu.edu/physics\\_astronomy\\_pubs](https://digitalcommons.lsu.edu/physics_astronomy_pubs)

---

### Recommended Citation

Abe, K., Akutsu, R., Ali, A., Alt, C., Andreopoulos, C., Anthony, L., Antonova, M., Aoki, S., Ariga, A., Asada, Y., Ashida, Y., Atkin, E., Awataguchi, Y., Ban, S., Barbi, M., Barker, G., Barr, G., Barrow, D., Barry, C., Batkiewicz-Kwasniak, M., Beloshapkin, A., Bench, F., Berardi, V., Berkman, S., Berns, L., Bhadra, S., Bienstock, S., & Blondel, A. (2020). Search for Electron Antineutrino Appearance in a Long-Baseline Muon Antineutrino Beam. *Physical Review Letters*, 124 (16) <https://doi.org/10.1103/PhysRevLett.124.161802>

This Article is brought to you for free and open access by the Department of Physics & Astronomy at LSU Digital Commons. It has been accepted for inclusion in Faculty Publications by an authorized administrator of LSU Digital Commons. For more information, please contact [ir@lsu.edu](mailto:ir@lsu.edu).

---

**Authors**

K. Abe, R. Akutsu, A. Ali, C. Alt, C. Andreopoulos, L. Anthony, M. Antonova, S. Aoki, A. Ariga, Y. Asada, Y. Ashida, E. T. Atkin, Y. Awataguchi, S. Ban, M. Barbi, G. J. Barker, G. Barr, D. Barrow, C. Barry, M. Batkiewicz-Kwasniak, A. Beloshapkin, F. Bench, V. Berardi, S. Berkman, L. Berns, S. Bhadra, S. Bienstock, and A. Blondel

## Search for Electron Antineutrino Appearance in a Long-Baseline Muon Antineutrino Beam

K. Abe,<sup>55</sup> R. Akutsu,<sup>56</sup> A. Ali,<sup>32</sup> C. Alt,<sup>11</sup> C. Andreopoulos,<sup>53,34</sup> L. Anthony,<sup>34</sup> M. Antonova,<sup>19</sup> S. Aoki,<sup>31</sup> A. Ariga,<sup>2</sup> Y. Asada,<sup>68</sup> Y. Ashida,<sup>32</sup> E. T. Atkin,<sup>21</sup> Y. Awataguchi,<sup>58</sup> S. Ban,<sup>32</sup> M. Barbi,<sup>45</sup> G. J. Barker,<sup>65</sup> G. Barr,<sup>42</sup> D. Barrow,<sup>42</sup> C. Barry,<sup>34</sup> M. Batkiewicz-Kwasniak,<sup>15</sup> A. Beloshapkin,<sup>26</sup> F. Bench,<sup>34</sup> V. Berardi,<sup>22</sup> S. Berkman,<sup>4,61</sup> L. Berns,<sup>57</sup> S. Bhadra,<sup>69</sup> S. Bienstock,<sup>52</sup> A. Blondel,<sup>52,13</sup> S. Bolognesi,<sup>6</sup> B. Bourguille,<sup>18</sup> S. B. Boyd,<sup>65</sup> D. Brailsford,<sup>33</sup> A. Bravar,<sup>13</sup> D. Bravo Berguño,<sup>1</sup> C. Bronner,<sup>55</sup> A. Bubak,<sup>50</sup> M. Buizza Avanzini,<sup>10</sup> J. Calcutt,<sup>36</sup> T. Campbell,<sup>7</sup> S. Cao,<sup>16</sup> S. L. Cartwright,<sup>49</sup> M. G. Catanesi,<sup>22</sup> A. Cervera,<sup>19</sup> A. Chappell,<sup>65</sup> C. Checchia,<sup>24</sup> D. Cherdack,<sup>17</sup> N. Chikuma,<sup>54</sup> G. Christodoulou,<sup>12</sup> J. Coleman,<sup>34</sup> G. Collazuol,<sup>24</sup> L. Cook,<sup>42,28</sup> D. Coplowe,<sup>42</sup> A. Cudd,<sup>36</sup> A. Dabrowska,<sup>15</sup> G. De Rosa,<sup>23</sup> T. Dealtry,<sup>33</sup> P. F. Denner,<sup>65</sup> S. R. Dennis,<sup>34</sup> C. Densham,<sup>53</sup> F. Di Lodovico,<sup>30</sup> N. Dokania,<sup>39</sup> S. Dolan,<sup>12</sup> T. A. Doyle,<sup>33</sup> O. Drapier,<sup>10</sup> J. Dumarchez,<sup>52</sup> P. Dunne,<sup>21</sup> L. Eklund,<sup>14</sup> S. Emery-Schrenk,<sup>6</sup> A. Ereditato,<sup>2</sup> P. Fernandez,<sup>19</sup> T. Feusels,<sup>4,61</sup> A. J. Finch,<sup>33</sup> G. A. Fiorentini,<sup>69</sup> G. Fiorillo,<sup>23</sup> C. Francois,<sup>2</sup> M. Friend,<sup>16,†</sup> Y. Fujii,<sup>16,†</sup> R. Fujita,<sup>54</sup> D. Fukuda,<sup>40</sup> R. Fukuda,<sup>59</sup> Y. Fukuda,<sup>37</sup> K. Fusshoeller,<sup>11</sup> K. Gameil,<sup>4,61</sup> C. Giganti,<sup>52</sup> T. Golan,<sup>67</sup> M. Gonin,<sup>10</sup> A. Gorin,<sup>26</sup> M. Guigue,<sup>52</sup> D. R. Hadley,<sup>65</sup> J. T. Haigh,<sup>65</sup> P. Hamacher-Baumann,<sup>48</sup> M. Hartz,<sup>61,28</sup> T. Hasegawa,<sup>16,†</sup> N. C. Hastings,<sup>16</sup> T. Hayashino,<sup>32</sup> Y. Hayato,<sup>55,28</sup> A. Hiramoto,<sup>32</sup> M. Hogan,<sup>8</sup> J. Holeczek,<sup>50</sup> N. T. Hong Van,<sup>20,27</sup> F. Iacob,<sup>24</sup> A. K. Ichikawa,<sup>32</sup> M. Ikeda,<sup>55</sup> T. Ishida,<sup>16,†</sup> T. Ishii,<sup>16,†</sup> M. Ishitsuka,<sup>59</sup> K. Iwamoto,<sup>54</sup> A. Izmaylov,<sup>19,26</sup> M. Jakkapu,<sup>16</sup> B. Jamieson,<sup>66</sup> S. J. Jenkins,<sup>49</sup> C. Jesús-Valls,<sup>18</sup> M. Jiang,<sup>32</sup> S. Johnson,<sup>7</sup> P. Jonsson,<sup>21</sup> C. K. Jung,<sup>39,‡</sup> M. Kabirnezhad,<sup>42</sup> A. C. Kaboth,<sup>47,53</sup> T. Kajita,<sup>56,‡</sup> H. Kakuno,<sup>58</sup> J. Kameda,<sup>55</sup> D. Karlen,<sup>62,61</sup> S. P. Kasetti,<sup>35</sup> Y. Kataoka,<sup>55</sup> T. Katori,<sup>30</sup> Y. Kato,<sup>55</sup> E. Kearns,<sup>3,28,‡</sup> M. Khabibullin,<sup>26</sup> A. Khotjantsev,<sup>26</sup> T. Kikawa,<sup>32</sup> H. Kim,<sup>41</sup> J. Kim,<sup>4,61</sup> S. King,<sup>44</sup> J. Kisiel,<sup>50</sup> A. Knight,<sup>65</sup> A. Knox,<sup>33</sup> T. Kobayashi,<sup>16,†</sup> L. Koch,<sup>42</sup> T. Koga,<sup>54</sup> A. Konaka,<sup>61</sup> L. L. Kormos,<sup>33</sup> Y. Koshio,<sup>40,‡</sup> A. Kostin,<sup>26</sup> K. Kowalik,<sup>38</sup> H. Kubo,<sup>32</sup> Y. Kudenko,<sup>26,§</sup> N. Kukita,<sup>41</sup> S. Kuribayashi,<sup>32</sup> R. Kurjata,<sup>64</sup> T. Kutter,<sup>35</sup> M. Kuze,<sup>57</sup> L. Labarga,<sup>1</sup> J. Lagoda,<sup>38</sup> M. Lamoureux,<sup>24</sup> M. Laveder,<sup>24</sup> M. Lawe,<sup>33</sup> M. Licciardi,<sup>10</sup> T. Lindner,<sup>61</sup> R. P. Litchfield,<sup>14</sup> S. L. Liu,<sup>39</sup> X. Li,<sup>39</sup> A. Longhin,<sup>24</sup> L. Ludovici,<sup>25</sup> X. Lu,<sup>42</sup> T. Lux,<sup>18</sup> L. N. Machado,<sup>23</sup> L. Magaletti,<sup>22</sup> K. Mahn,<sup>36</sup> M. Malek,<sup>49</sup> S. Manly,<sup>46</sup> L. Maret,<sup>13</sup> A. D. Marino,<sup>7</sup> L. Marti-Magro,<sup>55,28</sup> J. F. Martin,<sup>60</sup> T. Maruyama,<sup>16,†</sup> T. Matsubara,<sup>16</sup> K. Matsushita,<sup>54</sup> V. Matveev,<sup>26</sup> K. Mavrokoridis,<sup>34</sup> E. Mazzucato,<sup>6</sup> M. McCarthy,<sup>69</sup> N. McCauley,<sup>34</sup> K. S. McFarland,<sup>46</sup> C. McGrew,<sup>39</sup> A. Mefodiev,<sup>26</sup> C. Metelko,<sup>34</sup> M. Mezzetto,<sup>24</sup> A. Minamino,<sup>68</sup> O. Mineev,<sup>26</sup> S. Mine,<sup>5</sup> M. Miura,<sup>55,‡</sup> L. Molina Bueno,<sup>11</sup> S. Moriyama,<sup>55,‡</sup> J. Morrison,<sup>36</sup> Th. A. Mueller,<sup>10</sup> L. Munteanu,<sup>6</sup> S. Murphy,<sup>11</sup> Y. Nagai,<sup>7</sup> T. Nakadaira,<sup>16,†</sup> M. Nakahata,<sup>55,28</sup> Y. Nakajima,<sup>55</sup> A. Nakamura,<sup>40</sup> K. G. Nakamura,<sup>32</sup> K. Nakamura,<sup>28,16,†</sup> S. Nakayama,<sup>55,28</sup> T. Nakaya,<sup>32,28</sup> K. Nakayoshi,<sup>16,†</sup> C. Nantais,<sup>60</sup> T. V. Ngoc,<sup>20,||</sup> K. Niewczas,<sup>67</sup> K. Nishikawa,<sup>16,\*</sup> Y. Nishimura,<sup>29</sup> T. S. Nonnenmacher,<sup>21</sup> F. Nova,<sup>53</sup> P. Novella,<sup>19</sup> J. Nowak,<sup>33</sup> J. C. Nugent,<sup>14</sup> H. M. O’Keeffe,<sup>33</sup> L. O’Sullivan,<sup>49</sup> T. Odagawa,<sup>32</sup> K. Okumura,<sup>56,28</sup> T. Okusawa,<sup>41</sup> S. M. Oser,<sup>4,61</sup> R. A. Owen,<sup>44</sup> Y. Oyama,<sup>16,†</sup> V. Palladino,<sup>23</sup> J. L. Palomino,<sup>39</sup> V. Paolone,<sup>43</sup> W. C. Parker,<sup>47</sup> J. Pasternak,<sup>21</sup> P. Paudyal,<sup>34</sup> M. Pavin,<sup>61</sup> D. Payne,<sup>34</sup> G. C. Penn,<sup>34</sup> L. Pickering,<sup>36</sup> C. Pidcott,<sup>49</sup> G. Pinaudi,<sup>68</sup> E. S. Pinzon Guerra,<sup>69</sup> C. Pistillo,<sup>2</sup> B. Popov,<sup>52,¶</sup> K. Porwit,<sup>50</sup> M. Posiadala-Zezula,<sup>63</sup> A. Pritchard,<sup>34</sup> B. Quilain,<sup>28</sup> T. Radermacher,<sup>48</sup> E. Radicioni,<sup>22</sup> B. Radics,<sup>11</sup> P. N. Ratoff,<sup>33</sup> E. Reinherz-Aronis,<sup>8</sup> C. Riccio,<sup>23</sup> E. Rondio,<sup>38</sup> S. Roth,<sup>48</sup> A. Rubbia,<sup>11</sup> A. C. Ruggeri,<sup>23</sup> C. A. Ruggles,<sup>14</sup> A. Rychter,<sup>64</sup> K. Sakashita,<sup>16,†</sup> F. Sánchez,<sup>13</sup> C. M. Schloesser,<sup>11</sup> K. Scholberg,<sup>9,‡</sup> J. Schwehr,<sup>8</sup> M. Scott,<sup>21</sup> Y. Seiya,<sup>41,\*\*</sup> T. Sekiguchi,<sup>16,†</sup> H. Sekiya,<sup>55,28,‡</sup> D. Sgalaberna,<sup>12</sup> R. Shah,<sup>53,42</sup> A. Shaikhiev,<sup>26</sup> F. Shaker,<sup>66</sup> A. Shaykina,<sup>26</sup> M. Shiozawa,<sup>55,28</sup> W. Shorrock,<sup>21</sup> A. Shvartsman,<sup>26</sup> A. Smirnov,<sup>26</sup> M. Smy,<sup>5</sup> J. T. Sobczyk,<sup>67</sup> H. Sobel,<sup>5,28</sup> F. J. P. Soler,<sup>14</sup> Y. Sonoda,<sup>55</sup> J. Steinmann,<sup>48</sup> S. Suvorov,<sup>26,6</sup> A. Suzuki,<sup>31</sup> S. Y. Suzuki,<sup>16,†</sup> Y. Suzuki,<sup>28</sup> A. A. Sztuc,<sup>21</sup> M. Tada,<sup>16,†</sup> M. Tajima,<sup>32</sup> A. Takeda,<sup>55</sup> Y. Takeuchi,<sup>31,28</sup> H. K. Tanaka,<sup>55,‡</sup> H. A. Tanaka,<sup>51,60</sup> S. Tanaka,<sup>41</sup> L. F. Thompson,<sup>49</sup> W. Toki,<sup>8</sup> C. Touramanis,<sup>34</sup> T. Towstego,<sup>60</sup> K. M. Tsui,<sup>34</sup> T. Tsukamoto,<sup>16,†</sup> M. Tzanov,<sup>35</sup> Y. Uchida,<sup>21</sup> W. Uno,<sup>32</sup> M. Vagins,<sup>28,5</sup> S. Valder,<sup>65</sup> Z. Vallari,<sup>39</sup> D. Vargas,<sup>18</sup> G. Vasseur,<sup>6</sup> C. Vilela,<sup>39</sup> W. G. S. Vinning,<sup>65</sup> T. Vladislavljjevic,<sup>42,28</sup> V. V. Volkov,<sup>26</sup> T. Wachala,<sup>15</sup> J. Walker,<sup>66</sup> J. G. Walsh,<sup>33</sup> Y. Wang,<sup>39</sup> D. Wark,<sup>53,42</sup> M. O. Wascko,<sup>21</sup> A. Weber,<sup>53,42</sup> R. Wendell,<sup>32,‡</sup> M. J. Wilking,<sup>39</sup> C. Wilkinson,<sup>2</sup> J. R. Wilson,<sup>30</sup> R. J. Wilson,<sup>8</sup> K. Wood,<sup>39</sup> C. Wret,<sup>46</sup> Y. Yamada,<sup>16,\*</sup> K. Yamamoto,<sup>41,\*\*</sup> C. Yanagisawa,<sup>39,††</sup> G. Yang,<sup>39</sup> T. Yano,<sup>55</sup> K. Yasutome,<sup>32</sup> S. Yen,<sup>61</sup> N. Yershov,<sup>26</sup> M. Yokoyama,<sup>54,‡</sup> T. Yoshida,<sup>57</sup> M. Yu,<sup>69</sup> A. Zalewska,<sup>15</sup> J. Zalipska,<sup>38</sup> K. Zarembo,<sup>64</sup> G. Zarnecki,<sup>38</sup> M. Ziembicki,<sup>64</sup> E. D. Zimmerman,<sup>7</sup> M. Zito,<sup>52</sup> S. Zsoldos,<sup>44</sup> and A. Zykova<sup>26</sup>

(The T2K Collaboration)

- <sup>1</sup>University Autonoma Madrid, Department of Theoretical Physics, Madrid, Spain
- <sup>2</sup>University of Bern, Albert Einstein Center for Fundamental Physics, Laboratory for High Energy Physics (LHEP), Bern, Switzerland
- <sup>3</sup>Boston University, Department of Physics, Boston, Massachusetts, USA
- <sup>4</sup>University of British Columbia, Department of Physics and Astronomy, Vancouver, British Columbia, Canada
- <sup>5</sup>University of California, Irvine, Department of Physics and Astronomy, Irvine, California, USA
- <sup>6</sup>IRFU, CEA Saclay, Gif-sur-Yvette, France
- <sup>7</sup>University of Colorado at Boulder, Department of Physics, Boulder, Colorado, USA
- <sup>8</sup>Colorado State University, Department of Physics, Fort Collins, Colorado, USA
- <sup>9</sup>Duke University, Department of Physics, Durham, North Carolina, USA
- <sup>10</sup>Ecole Polytechnique, IN2P3-CNRS, Laboratoire Leprince-Ringuet, Palaiseau, France
- <sup>11</sup>ETH Zurich, Institute for Particle Physics and Astrophysics, Zurich, Switzerland
- <sup>12</sup>CERN European Organization for Nuclear Research, CH-1211 Genève 23, Switzerland
- <sup>13</sup>University of Geneva, Section de Physique, DPNC, Geneva, Switzerland
- <sup>14</sup>University of Glasgow, School of Physics and Astronomy, Glasgow, United Kingdom
- <sup>15</sup>H. Niewodniczanski Institute of Nuclear Physics PAN, Cracow, Poland
- <sup>16</sup>High Energy Accelerator Research Organization (KEK), Tsukuba, Ibaraki, Japan
- <sup>17</sup>University of Houston, Department of Physics, Houston, Texas, USA
- <sup>18</sup>Institut de Fisica d'Altes Energies (IFAE), The Barcelona Institute of Science and Technology, Campus UAB, Bellaterra (Barcelona) Spain
- <sup>19</sup>IFIC (CSIC & University of Valencia), Valencia, Spain
- <sup>20</sup>Institute For Interdisciplinary Research in Science and Education (IFIRSE), ICISE, Quy Nhon, Vietnam
- <sup>21</sup>Imperial College London, Department of Physics, London, United Kingdom
- <sup>22</sup>INFN Sezione di Bari and Università e Politecnico di Bari, Dipartimento Interuniversitario di Fisica, Bari, Italy
- <sup>23</sup>INFN Sezione di Napoli and Università di Napoli, Dipartimento di Fisica, Napoli, Italy
- <sup>24</sup>INFN Sezione di Padova and Università di Padova, Dipartimento di Fisica, Padova, Italy
- <sup>25</sup>INFN Sezione di Roma and Università di Roma "La Sapienza", Roma, Italy
- <sup>26</sup>Institute for Nuclear Research of the Russian Academy of Sciences, Moscow, Russia
- <sup>27</sup>International Centre of Physics, Institute of Physics (IOP), Vietnam Academy of Science and Technology (VAST), 10 Dao Tan, Ba Dinh, Hanoi, Vietnam
- <sup>28</sup>Kavli Institute for the Physics and Mathematics of the Universe (WPI), The University of Tokyo Institutes for Advanced Study, University of Tokyo, Kashiwa, Chiba, Japan
- <sup>29</sup>Keio University, Department of Physics, Kanagawa, Japan
- <sup>30</sup>King's College London, Department of Physics, Strand, London WC2R 2LS, United Kingdom
- <sup>31</sup>Kobe University, Kobe, Japan
- <sup>32</sup>Kyoto University, Department of Physics, Kyoto, Japan
- <sup>33</sup>Lancaster University, Physics Department, Lancaster, United Kingdom
- <sup>34</sup>University of Liverpool, Department of Physics, Liverpool, United Kingdom
- <sup>35</sup>Louisiana State University, Department of Physics and Astronomy, Baton Rouge, Louisiana, USA
- <sup>36</sup>Michigan State University, Department of Physics and Astronomy, East Lansing, Michigan, USA
- <sup>37</sup>Miyagi University of Education, Department of Physics, Sendai, Japan
- <sup>38</sup>National Centre for Nuclear Research, Warsaw, Poland
- <sup>39</sup>State University of New York at Stony Brook, Department of Physics and Astronomy, Stony Brook, New York, USA
- <sup>40</sup>Okayama University, Department of Physics, Okayama, Japan
- <sup>41</sup>Osaka City University, Department of Physics, Osaka, Japan
- <sup>42</sup>Oxford University, Department of Physics, Oxford, United Kingdom
- <sup>43</sup>University of Pittsburgh, Department of Physics and Astronomy, Pittsburgh, Pennsylvania, USA
- <sup>44</sup>Queen Mary University of London, School of Physics and Astronomy, London, United Kingdom
- <sup>45</sup>University of Regina, Department of Physics, Regina, Saskatchewan, Canada
- <sup>46</sup>University of Rochester, Department of Physics and Astronomy, Rochester, New York, USA
- <sup>47</sup>Royal Holloway University of London, Department of Physics, Egham, Surrey, United Kingdom
- <sup>48</sup>RWTH Aachen University, III. Physikalisches Institut, Aachen, Germany
- <sup>49</sup>University of Sheffield, Department of Physics and Astronomy, Sheffield, United Kingdom
- <sup>50</sup>University of Silesia, Institute of Physics, Katowice, Poland
- <sup>51</sup>SLAC National Accelerator Laboratory, Stanford University, Menlo Park, California, USA
- <sup>52</sup>Sorbonne Université, Université Paris Diderot, CNRS/IN2P3, Laboratoire de Physique Nucléaire et de Hautes Energies (LPNHE), Paris, France
- <sup>53</sup>STFC, Rutherford Appleton Laboratory, Harwell Oxford, and Daresbury Laboratory, Warrington, United Kingdom
- <sup>54</sup>University of Tokyo, Department of Physics, Tokyo, Japan
- <sup>55</sup>University of Tokyo, Institute for Cosmic Ray Research, Kamioka Observatory, Kamioka, Japan
- <sup>56</sup>University of Tokyo, Institute for Cosmic Ray Research, Research Center for Cosmic Neutrinos, Kashiwa, Japan

<sup>57</sup>*Tokyo Institute of Technology, Department of Physics, Tokyo, Japan*<sup>58</sup>*Tokyo Metropolitan University, Department of Physics, Tokyo, Japan*<sup>59</sup>*Tokyo University of Science, Faculty of Science and Technology, Department of Physics, Noda, Chiba, Japan*<sup>60</sup>*University of Toronto, Department of Physics, Toronto, Ontario, Canada*<sup>61</sup>*TRIUMF, Vancouver, British Columbia, Canada*<sup>62</sup>*University of Victoria, Department of Physics and Astronomy, Victoria, British Columbia, Canada*<sup>63</sup>*University of Warsaw, Faculty of Physics, Warsaw, Poland*<sup>64</sup>*Warsaw University of Technology, Institute of Radioelectronics and Multimedia Technology, Warsaw, Poland*<sup>65</sup>*University of Warwick, Department of Physics, Coventry, United Kingdom*<sup>66</sup>*University of Winnipeg, Department of Physics, Winnipeg, Manitoba, Canada*<sup>67</sup>*Wroclaw University, Faculty of Physics and Astronomy, Wroclaw, Poland*<sup>68</sup>*Yokohama National University, Faculty of Engineering, Yokohama, Japan*<sup>69</sup>*York University, Department of Physics and Astronomy, Toronto, Ontario, Canada*

(Received 19 November 2019; revised manuscript received 26 February 2020; accepted 25 March 2020; published 21 April 2020)

Electron antineutrino appearance is measured by the T2K experiment in an accelerator-produced antineutrino beam, using additional neutrino beam operation to constrain parameters of the Pontecorvo-Maki-Nakagawa-Sakata (PMNS) mixing matrix. T2K observes 15 candidate electron antineutrino events with a background expectation of 9.3 events. Including information from the kinematic distribution of observed events, the hypothesis of no electron antineutrino appearance is disfavored with a significance of  $2.40\sigma$  and no discrepancy between data and PMNS predictions is found. A complementary analysis that introduces an additional free parameter which allows non-PMNS values of electron neutrino and antineutrino appearance also finds no discrepancy between data and PMNS predictions.

DOI: [10.1103/PhysRevLett.124.161802](https://doi.org/10.1103/PhysRevLett.124.161802)

*Introduction.*—The observation of neutrino oscillations has established that each neutrino flavor state ( $e, \mu, \tau$ ) is a superposition of at least three mass eigenstates ( $m_1, m_2, m_3$ ) [1–4]. The phenomenon of oscillation is modeled by a three-generation flavor-mass mixing matrix, called the Pontecorvo-Maki-Nakagawa-Sakata (PMNS) matrix [5,6]. With the discovery of nonzero  $\theta_{13}$  and the explicit observation of  $\nu_\mu$  to  $\nu_e$  appearance oscillation [7], it is now crucial to test the PMNS framework and establish if it is sufficient to explain all neutrino and antineutrino oscillation observations. One such test is to search for the  $CP$ -reversed appearance oscillation of  $\bar{\nu}_\mu$  to  $\bar{\nu}_e$ . A search for this process in the Tokai-to-Kamioka (T2K) experiment was reported in Ref. [8], and recent results from the NOvA experiment show a significance of  $4.4\sigma$  [9]. In this Letter, we report a search for electron antineutrino appearance at the T2K experiment with an improved event selection and a dataset more than a factor of 2 larger than previous T2K results.

*The T2K experiment.*—The T2K experiment [10] begins with a 30 GeV proton beam from the J-PARC main ring striking a graphite target, producing pions and kaons. These charged hadrons are focused by a system of three magnetic horns to decay in a 96 m decay volume. Positively charged

hadrons are focused to produce a beam of predominantly neutrinos (“neutrino mode”); negatively charged hadrons are focused for a beam of predominantly antineutrinos (“antineutrino mode”).

An unmagnetized on-axis near detector (INGRID) and a magnetized off-axis ( $2.5^\circ$ ) near detector (ND280) sample the unoscillated neutrino beam 280 m downstream from the target station and monitor the beam direction, composition, and intensity and constrain neutrino interaction properties. The unmagnetized Super-Kamiokande (SK) 50 kt water-Cherenkov detector is the T2K far detector, and samples the oscillated neutrino beam  $2.5^\circ$  off axis and 295 km from the production point.

The analysis presented here uses data collected from January 2010 to June 2018. The dataset has an exposure at SK of  $1.63 \times 10^{21}$  protons on target (POT) in antineutrino mode, with an additional dataset of  $1.49 \times 10^{21}$  POT in neutrino mode used to constrain PMNS oscillation parameters acting as systematic uncertainties in the analysis. The ND280 detector uses an exposure of  $0.58 \times 10^{21}$  POT in neutrino mode and  $0.39 \times 10^{21}$  POT in antineutrino mode.

*Analysis strategy.*—The significance of  $\bar{\nu}_e$  appearance is evaluated by introducing the parameter  $\beta$ , which multiplies the PMNS oscillation probability  $P(\bar{\nu}_\mu \rightarrow \bar{\nu}_e)$ :

$$P(\bar{\nu}_\mu \rightarrow \bar{\nu}_e) = \beta \times P_{\text{PMNS}}(\bar{\nu}_\mu \rightarrow \bar{\nu}_e). \quad (1)$$

The analysis is performed allowing both  $\beta = 0$  and  $\beta = 1$  to be the null hypothesis, where both hypotheses fully

account for uncertainties in the values of the oscillation and systematic parameters. The  $\beta = 0$  case determines if  $\bar{\nu}_e$  events can be seen above background in the experiment, and the  $\beta = 1$  case determines if the data is consistent with PMNS. Two analyses are performed on each hypothesis to obtain corresponding  $p$  values: one uses only the number of events (“rate only”); while the other also uses information from the kinematic variables of events (“rate + shape”).

The total number of candidate  $\bar{\nu}_e$  events in the antineutrino beam mode is used as the test statistic to calculate the rate-only  $p$  value. The test statistic

$$\Delta\chi^2 = \chi^2(\beta = 0) - \chi^2(\beta = 1) \quad (2)$$

is used to calculate the rate + shape  $p$  value, where the  $\chi^2$  values are calculated by marginalizing over all systematic and oscillation parameters, including the mass ordering. In both analyses, other data samples— $\nu_\mu$ -like and  $\nu_e$ -like in neutrino beam mode and  $\bar{\nu}_\mu$ -like in antineutrino beam mode—are used to constrain other PMNS oscillation parameters, as in other T2K analyses [11].

A complementary analysis allows  $\beta$  to be a continuous free parameter with limits between 0 and infinity. In this analysis only, in addition to  $\beta$  multiplying  $P_{\text{PMNS}}(\bar{\nu}_\mu \rightarrow \bar{\nu}_e)$  as in Eq. (1), the probability  $P_{\text{PMNS}}(\nu_\mu \rightarrow \nu_e)$  is multiplied by a factor  $1/\beta$ . This formulation—slightly different from above—was chosen for its property of anticorrelation in shifting probability between neutrinos and antineutrinos. The extra degree of freedom allows the fit to explore areas away from the PMNS constraint to more accurately reflect the information given by the data. Credible interval contours in the  $P(\nu_\mu \rightarrow \nu_e)$  and  $P(\bar{\nu}_\mu \rightarrow \bar{\nu}_e)$  parameter space, the main result of the analysis, are then compared against T2K data fit with  $\beta$  fixed to 1 to test the compatibility between the T2K data and the PMNS model constraining the standard fit.

*Neutrino beam flux.*—The primary signal datasets were taken in antineutrino mode. The flux was predicted by a Monte Carlo (MC) simulation incorporating the FLUKA2011 interaction model [12] tuned to the results of recent external hadron production experiments including the NA61/SHINE experiment at CERN [13–15]. The INGRID detector is used to monitor the beam axis direction and total flux stability.

The resultant flux model [16–18] estimates unoscillated neutrino and antineutrino fluxes at all detectors as well as their uncertainties and correlations. The flux at ND280 and SK peaks at 600 MeV, where 96.2% of the beam is composed of  $\bar{\nu}_\mu$  and 0.46%  $\bar{\nu}_e$ . The remainder of the beam is almost entirely  $\nu_\mu$ . This wrong sign contamination is greater in antineutrino mode than neutrino mode.

*Neutrino interaction model.*—The NEUT (v5.3.3) neutrino interaction generator [19] is used to generate simulated neutrino events. The model used is described in Refs. [8] and [11]. The most relevant contributions for this analysis are highlighted here.

The dominant neutrino-nucleus interaction topology near 600 MeV, charged current quasielastic (CCQE)-like, is defined as an interaction with one charged lepton and zero pions in the final state. The nucleus is modeled with a relativistic Fermi gas modified by a random phase approximation (RPA) to account for long-range correlations [20]. A multinucleon component is included with the Nieves  $2p$ - $2h$  model [21,22], which contains both meson exchange current ( $\Delta$ -like) and correlated nucleon pair (non- $\Delta$ -like) contributions. Parameters representing systematic uncertainties for the CCQE-like mode include the nucleon axial mass,  $M_A^{QE}$ ; the Fermi momentum for  $^{12}\text{C}$  and  $^{16}\text{O}$ ; the  $2p$ - $2h$  normalization term for  $\nu$  and  $\bar{\nu}$  separately; four parameters controlling the RPA shape as a function of  $Q^2$ ; and the relative contributions of the  $\Delta$ -like and non- $\Delta$ -like contributions to  $2p$ - $2h$  in  $^{12}\text{C}$  and  $^{16}\text{O}$ . The RPA parameters have Gaussian priors to cover the theoretical shape uncertainty given in [23,24], and the  $2p$ - $2h$  shape contribution has a 30% correlation between  $^{12}\text{C}$  and  $^{16}\text{O}$ ; all other priors are uniform. Other neutrino-nucleus processes are subdominant, and their rates are constrained via appropriate uncertainties.

Differences between muon- and electron-neutrino interactions are largest at low energies and occur because of final-state lepton mass and radiative corrections. A 2% uncorrelated uncertainty is added for each of the electron neutrino and antineutrino cross sections relative to those of muons and another 2% uncertainty anticorrelated between the two ratios [25].

Some systematic uncertainties are not easily included by varying model parameters. These are the subjects of “simulated data” studies, where simulated data generated from a variant model are analyzed under the assumptions of the default model. The model variations that produce the largest changes in the  $\bar{\nu}_e$  far detector spectra are an alternate single resonant pion model [26], and *ad hoc* models driven by observed discrepancies in the near detector kinematic spectra, where the discrepancy is modeled as having either  $1p - 1h$ ,  $2p - 2h - \Delta$ -like, and  $2p$ - $2h$ -non- $\Delta$ -like kinematics. None of the variant models studied showed differences in the sensitivity values at greater than the  $0.1\sigma$  level.

*Near detector data constraints.*—The ND280 detector is used to fit unoscillated samples of charged current (CC) muon neutrino interaction events to constrain flux and cross section systematic uncertainties for the signal and background models of SK events. The samples—unchanged from Ref. [11]—are selected from events that begin in one of two fine-grained detectors (FGDs) and produce tracks that enter the time-projection chambers, which are interleaved with the FGDs. Both FGDs are composed of layers of bars of plastic scintillator, and the more downstream FGD additionally has panels of water interleaved between layers of scintillator.

In neutrino beam mode, in each FGD, the CC events (defined as containing negatively charged muonlike track)

are split into three subsamples: a  $CC0\pi$  sample, with zero pions in the final state, enhanced in CCQE-like interactions; a  $CC1\pi^+$  sample, with one  $\pi^+$  in the final state, enhanced in resonant pion interactions; and a CC other sample, containing all other CC events. In antineutrino beam mode, in each FGD, there are selected interactions with positively charged muons ( $\bar{\nu}$ -like) and negatively charged muons ( $\nu$ -like). The latter constrains the wrong-sign contamination, which is larger in antineutrino beam mode. Each of these selections is divided into two topologies: containing a single track and containing multiple tracks.

All samples are fit simultaneously and are binned in lepton momentum,  $p_\mu$ , and lepton angle,  $\cos\theta_\mu$  relative to the average beam neutrino direction. A binned likelihood fit to the data is performed assuming a Poisson-distributed number of events in each bin with an expectation computed from the flux, cross section, and ND280 detector models. The fit returns central values and correlated uncertainties for systematic uncertainty parameters that are constrained by the near detector, marginalizing over near detector flux and detector systematic parameters. Some uncertainties on neutral current and  $\nu_e$  events cannot be constrained by these ND280 samples and those parameters are passed to the appearance analysis with their original prior.

The MC prediction before fitting underestimates the data by 10%–15%, consistent with previous T2K analyses. The agreement between the MC prediction after fitting and data is good, with a  $p$  value of 0.473. The fit to the ND280 data reduces the flux and the ND280-constrained interaction model uncertainties on the predicted electron antineutrino sample event rate at the far detector from 14.6% to 7.6%.

$\bar{\nu}_e$  SK selection.—Unlike in the previous analysis, SK events are reconstructed and selected using the new reconstruction algorithm described in Ref. [27]. A  $\bar{\nu}_e$  event candidate in SK must meet the following criteria: (i) it is within the beam time window as determined from a GPS time stamp, and its Cherenkov light is fully contained in the SK inner detector, with minimal outer-detector activity; (ii) the reconstructed vertex is at least 80 cm from the inner-detector wall; (iii) only one Cherenkov ring candidate is found in the reconstruction and the ring is identified as electronlike; (iv) the distance from the vertex to the detector wall is greater than 170 cm along the track direction; (v) the visible energy in the event is greater than 100 MeV; (vi) there is no evidence of delayed activity consistent with a stopped muon decay; (vii) the reconstructed energy under a quasi-elastic scattering hypothesis is less than 1250 MeV; (viii) the ring is inconsistent with a  $\pi^0$  decay hypothesis.

These reconstruction cuts have an efficiency of 71.5% for  $\bar{\nu}_e$  events that satisfy the fully contained and fiducial requirements. The new event selection increases the yield of  $\bar{\nu}_e$  signal by approximately 20% compared to the previous analysis, primarily due to the new fiducial cuts, with no loss of purity. Assuming oscillation parameter values near the best fit of previous T2K analyses of

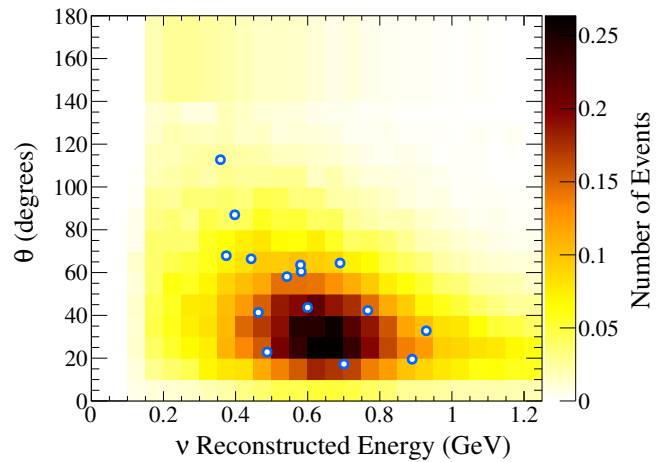


FIG. 1. Predicted  $\bar{\nu}$  mode single-ring  $e$ -like spectrum (coloured histogram) compared against T2K data (white/blue points). The distribution is a function of both the reconstructed neutrino energy and the reconstructed angle between the outgoing lepton and the neutrino direction.

$\sin^2\theta_{23} = 0.528$ ,  $\sin^2\theta_{13} = 0.0212$ ,  $\sin^2\theta_{12} = 0.304$ ,  $\Delta m_{32}^2 = 2.509 \times 10^{-3} \text{ eV}^2/c^4$ ,  $\Delta m_{21}^2 = 7.53 \times 10^{-5} \text{ eV}^2/c^4$ ,  $\delta_{CP} = -1.601$ , normal ordering and  $\beta = 1$ , the total expected background is 9.3 events including 3.0  $\nu_e$  interactions resulting from oscillations of  $\nu_\mu$  in the beam. The remaining major sources of background are intrinsic  $\nu_e$  and  $\bar{\nu}_e$  in the beam (4.2 events) and neutral-current interactions (2.1 events). With the oscillation parameters above, a signal yield of 7.4 events is expected, for a total prediction of 16.8 events.

Figure 1 shows the 15 observed data events superimposed on a prediction generated using the above oscillation parameter values.

$\bar{\nu}_e$  appearance.—The  $\bar{\nu}_e$  appearance  $p$  values are calculated by considering the rate-only and rate + shape test statistics of an ensemble of  $2 \times 10^4$  pseudoexperiments. Each pseudoexperiment is generated by randomizing systematic parameters—including oscillation parameters—and applying statistical fluctuations. Four control samples,  $\nu$  mode single-ring  $e$ -like and  $\nu_e CC1\pi$ -like (single-ring  $e$ -like accompanied by electron decay) and both  $\nu$  and  $\bar{\nu}$  mode single-ring  $\mu$ -like, are used to constrain the distribution of oscillation parameters of the pseudoexperiments. The four control samples of many pseudoexperiments are compared to data, and rejection sampling is used to select  $2 \times 10^4$  that are most probable, according to data. The systematic parameters are then marginalized over using a numeric integration technique (with  $2 \times 10^5$  samples of the systematic parameter space) when calculating the rate + shape test statistic. Both the number of pseudoexperiments and the number of points used for the numerical integration were studied and selected to ensure  $p$  value stability.

When producing the pseudoexperiments and marginalizing over systematic uncertainties, Gaussian prior probabilities on the following oscillation parameters are

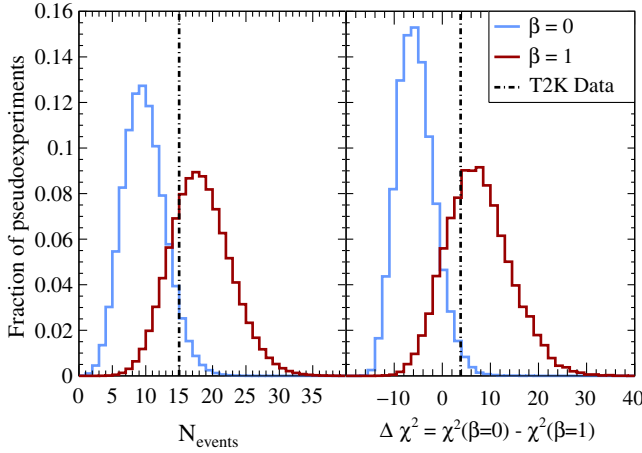


FIG. 2. Test statistic distributions taken from the  $\beta = 0$  and  $\beta = 1$  pseudoexperiment ensembles for the rate-only analysis (left) and rate + shape analysis (right). Here  $N_{\text{events}}$  denotes the number of observed events in the  $\bar{\nu}$  mode single-ring  $e$ -like sample.

used:  $\sin^2 2\theta_{12}$  ( $0.846 \pm 0.021$ ),  $\Delta m_{21}^2$  ( $(7.53 \pm 0.18) \times 10^{-5} \text{ eV}^2/c^4$ ), and  $\sin^2 2\theta_{13}$  ( $0.0830 \pm 0.0031$ ) [28]. The mass ordering is randomized with a probability of 0.5 for NO and 0.5 for IO. The other PMNS parameters are randomized using uniform prior probabilities with limits set based on previous experiments. Systematic parameters are randomized according to the constraints set by the near detector fit.

When predicted distributions are compared to data, a binned Poisson likelihood is used for all five SK data samples. The  $e$ -like samples use a 2D distribution in the reconstructed neutrino energy,  $E_{\text{rec}}$ , and the reconstructed neutrino angle with respect to the average beam direction,  $\theta$ . The  $\mu$ -like samples use a 1D distribution in the reconstructed neutrino energy.

For the rate + shape analysis, the likelihood for a pseudoexperiment is defined as the product of the likelihoods of the  $\bar{\nu}$  mode single-ring  $e$ -like sample,  $\lambda_{\bar{\nu}_e}$ , and the control samples,  $\lambda_c$ . The test statistic is then calculated as in Eq. (3), by averaging this likelihood over samples of the systematic parameter space,  $\mathbf{a}_i$ . When the generated distribution of the test statistic is calculated,  $\lambda_{\bar{\nu}_e}$  is compared to the pseudoexperiment data,  $E$ , and  $\lambda_c$  is compared to data,  $D$ ; when the test statistic for the real data is calculated, both likelihoods are compared to data,

$$\chi^2(\beta) = -2 \ln \left[ \frac{1}{N} \sum_{i=1}^N \lambda_{\bar{\nu}_e}(\beta, \mathbf{a}_i; E) \lambda_c(\beta, \mathbf{a}_i; D) \right]. \quad (3)$$

An independent, complementary analysis uses the kinematic variable of outgoing lepton momentum,  $p_1$  instead of reconstructed neutrino energy, and additionally uses weighting of pseudoexperiments instead of rejection sampling. Both analyses were found to give consistent test statistic distributions and therefore  $p$  values.

TABLE I.  $p$  values and significance of the  $\beta = 0$  and  $\beta = 1$  hypotheses using both the rate-only and rate + shape analyses

$\beta$	Analysis	$p$ value		Significance ( $\sigma$ )	
		Expected	Observed	Expected	Observed
0	rate-only	0.019	0.059	2.36	1.89
	rate + shape	0.006	0.016	2.76	2.40
1	rate-only	0.379	0.321	0.88	0.99
	rate + shape	0.409	0.300	0.83	1.04

The distributions of the rate-only and rate + shape test statistics for the  $\beta = 0$  and  $\beta = 1$  hypotheses are shown in Fig. 2. These distributions are integrated from the data test statistic to obtain right(left)-tailed  $p$  values for the  $\beta = 0(1)$  hypothesis. The observed number of events in the  $\bar{\nu}$  mode single-ring  $e$ -like sample in SK was 15, compared to a prediction of 16.8. The observed data  $\Delta\chi^2$  value in the rate + shape analysis was 3.811 and the prediction was 6.3. The resulting  $p$  values are shown in Table I. Both the rate-only and rate + shape analyses disfavor the no- $\bar{\nu}_e$ -appearance hypothesis ( $\beta = 0$ ) more than the PMNS  $\bar{\nu}_e$  appearance hypothesis ( $\beta = 1$ ). Compared to the prediction, a slightly weaker exclusion of the no  $\bar{\nu}_e$  appearance hypothesis ( $\beta = 0$ ) is observed due to observing fewer events than expected. The rate + shape analysis gives a stronger observed exclusion of both hypotheses than the rate-only analysis, due to the extra shape information used to discredit each hypothesis.

*Continuous  $\beta$ .*—A complementary analysis allows  $\beta$  to be a free parameter, which allows for a continuum of non-PMNS models, rather than only the single  $\beta = 0$  no- $\bar{\nu}_e$ -appearance case. The impact of this analysis is shown in the parameter space of  $P(\nu_\mu \rightarrow \nu_e)$  vs  $P(\bar{\nu}_\mu \rightarrow \bar{\nu}_e)$ , and in the  $\nu_e$  vs  $\bar{\nu}_e$  event rate space. Varying  $\delta_{CP}$  at a fixed energy creates an ellipse with a negatively sloping major axis in the biprobability phase space. Switching the mass ordering shifts the center of the ellipse along the  $P(\nu_\mu \rightarrow \nu_e) = -P(\bar{\nu}_\mu \rightarrow \bar{\nu}_e)$  axis. The other oscillation parameters shift the ellipses along the identity line in the biprobability space. Two ellipses are shown in the left panel of Fig. 3 in orange and brown, with the input oscillation parameter values taken from the  $\beta = 1$  fit; the eccentricity of the ellipses is very large for the T2K experiment, which makes them appear like lines. In the ellipses, the bottom right corresponds to  $\delta_{CP} = -\pi/2$ , top left to  $\delta_{CP} = \pi/2$ , and the middle to  $\delta_{CP} = 0, \pm\pi$ .

Credible interval contours (68% and 90%) are produced by a Bayesian Markov chain Monte Carlo for the standard, fixed  $\beta = 1$  parametrization and the new non-PMNS continuous- $\beta$  parametrization. These are shown in Fig. 3 on the biprobability space (left panel) and the bievnt space (right panel). In the biprobability plot, both the credible intervals and the expectation ellipses are calculated with neutrino energy fixed to 600 MeV.



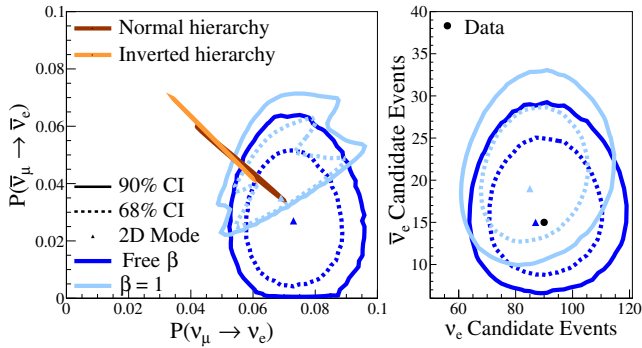


FIG. 3. Biprobability (left) and bievent (right) credible interval comparison between the standard fit constrained by the PMNS (light blue) model and the non-PMNS fit with the free  $\beta$  parametrization (dark blue). The maximum posterior density point is marked as the 2D mode. The narrow T2K prediction ovals for normal and inverse mass orderings are in brown and orange, respectively. In the ellipses, the bottom right corresponds to  $\delta_{CP} = -\pi/2$ , top left to  $\delta_{CP} = \pi/2$ , and the middle to  $\delta_{CP} = 0, \pm\pi$ . All probabilities are calculated at 600 MeV. The bievent credible intervals include statistical Poisson fluctuation.

In the biprobability fit with  $\beta$  fixed to 1, two lobes appear in the contours, which correspond to the two mass orderings: the upper lobe to the inverted orderings, and the lower to the normal ordering. These lobes coincide with the maximally  $CP$ -violating  $\delta_{CP}$  value regions of the two T2K expectation ovals, shown in brown (normal ordering) and orange (inverse ordering). The width of the credible intervals comes mainly from the uncertainties in  $\sin^2(2\theta_{13})$  and  $\sin^2(\theta_{23})$ , and height from  $\delta_{CP}$  and the mass ordering. This effect disappears in the bievent space after including statistical fluctuations in the contours for easier comparison against the data point.

The free  $\beta$  fit explores a larger area, especially in  $P(\bar{\nu}_\mu \rightarrow \bar{\nu}_e)$  and  $\bar{\nu}_e$ , which is expected; the lower number of  $\bar{\nu}_e$  than  $\nu_e$  candidate events leads to a higher uncertainty in  $P(\bar{\nu}_\mu \rightarrow \bar{\nu}_e)$ , when not constrained by the PMNS model; additionally, the two probabilities are now decoupled due to the additional  $\beta$  parameter, giving independent results for both probabilities and both event rates. These credible intervals can be used to compare other neutrino oscillation models against the fit constrained by the PMNS model and against the free  $\beta$  fit that represents the information given by the T2K data with additional freedom.

The 90% and the 68% credible intervals from both continuous- $\beta$  and PMNS-constrained fits significantly overlap. There is good agreement between the two fits, showing consistency between T2K data and the PMNS model. Additionally, the value of  $\beta$  is consistent with 1 (90% credible interval [0.3, 1.06]), when marginalizing over all other oscillation parameters. The data point is well within the 68% credible interval in both fits after including the statistical fluctuations.

*Conclusions.*—The T2K Collaboration has searched for  $\bar{\nu}_e$  appearance in a  $\bar{\nu}_\mu$  beam using a dataset twice as large as in its previous searches. The data have been analyzed within two frameworks, and have been compared to predictions with either no  $\bar{\nu}_e$  appearance or  $\bar{\nu}_e$  appearance as expected from the PMNS model prediction. In both frameworks, the data are consistent with the presence of  $\bar{\nu}_e$  appearance and no significant deviation from the PMNS prediction is seen. Using full rate and shape information, the no-appearance scenario is disfavored with a significance of 2.40 standard deviations.

We thank the J-PARC staff for superb accelerator performance. We thank the European Organization for Nuclear Research (CERN) NA61/SHINE Collaboration for providing valuable particle production data. We acknowledge the support of MEXT, Japan; NSERC (Grant No. SAPPJ-2014-00031), NRC and CFI, Canada; CEA and CNRS/IN2P3, France; DFG, Germany; INFN, Italy; National Science Centre (NCN) and Ministry of Science and Higher Education, Poland; RSF (Grant No. 19-12-00325) and Ministry of Science and Higher Education, Russia; MINECO and ERDF funds, Spain; SNSF and State Secretariat for Education, Research and Innovation, Switzerland; STFC, UK; and DOE, USA. We also thank CERN for the UA1/NOMAD magnet, DESY for the HERA-B magnet mover system, NII for SINET4, the WestGrid, SciNet and CalculQuebec consortia in Compute Canada, and Grid for Particle Physics in the United Kingdom. In addition, participation of individual researchers and institutions has been further supported by funds from ERC (FP7), “la Caixa” Foundation (ID 100010434, fellowship code LCF/BQ/IN17/11620050), the European Union’s Horizon 2020 Research and Innovation program under the Marie Skłodowska-Curie Grant Agreement No. 713673 and H2020 Grant No. RISE-GA644294-JENNIFER 2020; JSPS, Japan; Royal Society, UK; and the DOE Early Career program, USA.

\*Deceased.

†Also at J-PARC, Tokai, Japan.

‡Affiliated member at Kavli IPMU (WPI), the University of Tokyo, Japan.

§Also at National Research Nuclear University “MEPhI” and Moscow Institute of Physics and Technology, Moscow, Russia.

||Also at the Graduate University of Science and Technology, Vietnam Academy of Science and Technology.

¶Also at JINR, Dubna, Russia.

\*Also at Nambu Yoichiro Institute of Theoretical and Experimental Physics (NITEP).

††Also at BMCC/CUNY, Science Department, New York, New York, USA.

[1] Y. Fukuda *et al.* (Super-Kamiokande Collaboration), *Phys. Rev. Lett.* **81**, 1562 (1998).

- [2] Q. R. Ahmad *et al.* (SNO Collaboration), *Phys. Rev. Lett.* **87**, 071301 (2001).
- [3] K. Abe *et al.* (T2K Collaboration), *Phys. Rev. Lett.* **107**, 041801 (2011).
- [4] F. P. An *et al.*, *Phys. Rev. Lett.* **108**, 171803 (2012).
- [5] Z. Maki, M. Nakagawa, and S. Sakata, *Prog. Theor. Phys.* **28**, 870 (1962).
- [6] B. Pontecorvo, *Sov. Phys. JETP* **26**, 165 (1968), <http://www.jetp.ac.ru/cgi-bin/e/index/e/26/5/p984?a=list>.
- [7] K. Abe *et al.*, *Phys. Rev. Lett.* **112**, 061802 (2014).
- [8] K. Abe *et al.* (T2K Collaboration), *Phys. Rev. D* **96**, 092006 (2017).
- [9] M. A. Acero *et al.* (NOvA Collaboration), *Phys. Rev. Lett.* **123**, 151803 (2019).
- [10] K. Abe *et al.* (T2K Collaboration), *Nucl. Instrum. Methods Phys. Res., Sect. A* **659**, 106 (2011).
- [11] K. Abe *et al.* (T2K Collaboration), *Nature (London)* **580**, 339 (2020).
- [12] A. Ferrari, P. R. Sala, A. Fasso, and J. Ranft, CERN-2005-010 (2005).
- [13] N. Abgrall *et al.* (NA61/SHINE Collaboration), *Phys. Rev. C* **84**, 034604 (2011).
- [14] N. Abgrall *et al.* (NA61/SHINE Collaboration), *Phys. Rev. C* **85**, 035210 (2012).
- [15] N. Abgrall *et al.* (NA61/SHINE Collaboration), *Eur. Phys. J. C* **76**, 617 (2016).
- [16] K. Abe *et al.* (T2K Collaboration), *Phys. Rev. D* **87**, 012001 (2013); **87**, 019902(E) (2013).
- [17] M. Posiadala-Zezula, *J. Phys. Conf. Ser.* **888**, 012064 (2017).
- [18] L. Zambelli, A. Fiorentini, T. Vladisavljevic *et al.*, *J. Phys. Conf. Ser.* **888**, 012067 (2017).
- [19] Y. Hayato, *Acta Phys. Pol.* **40**, 2477 (2009), <https://www.actaphys.uj.edu.pl/R/40/9/2477>.
- [20] J. Nieves, J. E. Amaro, and M. Valverde, *Phys. Rev. C* **70**, 055503 (2004).
- [21] R. Gran, J. Nieves, F. Sanchez, and M. J. Vicente Vacas, *Phys. Rev. D* **88**, 113007 (2013).
- [22] J. Nieves, I. R. Simo, and M. J. Vicente Vacas, *Phys. Rev. C* **83**, 045501 (2011).
- [23] M. Valverde, J. Amaro, and J. Nieves, *Phys. Lett. B* **638**, 325 (2006).
- [24] R. Gran, [arXiv:1705.02932](https://arxiv.org/abs/1705.02932).
- [25] M. Day and K. S. McFarland, *Phys. Rev. D* **86**, 053003 (2012).
- [26] M. Kabirnezhad, *Phys. Rev. D* **97**, 013002 (2018).
- [27] K. Abe *et al.* (T2K Collaboration), *Phys. Rev. Lett.* **121**, 171802 (2018).
- [28] M. Tanabashi *et al.* (Particle Data Group), *Phys. Rev. D* **98**, 030001 (2018).